

For Project: Tittleshall war memorial  
 Project Notes:  
 Location/Name: Incoming  
 Report Generated: 09/02/2025 11:31:55  
 Speed Intervals: 5 MPH  
 Time Intervals: Instant  
 Traffic Report From: 03/01/2025 12:00:00 through 09/02/2025 11:59:59  
 85th Percentile Speed: 34.9 MPH  
 85th Percentile Vehicles: 15354  
 Max Speed: 60 MPH on 03/01/2025 16:05:00  
 Total Vehicles: 18064  
 AADT: 488

## Volumes - weekly counts

Time	5 Day	7 Day
Average Daily	552	483
AM Peak 08:00	62	49
PM Peak 15:00	57	49

## Speed

Speed Limit: 35  
 85th Percentile Speed: 34.9  
 50th Percentile Speed: 28.7  
 10 MPH Pace Interval: 25.0 MPH to 35.0 MPH  
 Average Speed: 29.08

	Monday	Tuesday	Wednesday	Thursday	Friday	Saturday	Sunday
Count over limit	389	418	376	400	471	347	253
% over limit	14.1	14.5	13.3	14.3	15.4	16.3	15.8
Avg Speeder	39.5	39.2	38.8	39.0	39.5	39.5	39.3
Avg Speed	19.3	19.2	18.6	19.2	19.6	21.5	22.2

Day/Time Ending	85th pctl (MPH)	85th pctl cnts	Total Cnts	Max Speed	Avg Speeder	% Speeders	Avg Speed
03/01/2025 13:00:00	36.7	22	26	40	37.5	23.1%	28.7
03/01/2025 14:00:00	34.6	32	38	45	38.5	13.2%	28.8
03/01/2025 15:00:00	38.0	26	30	45	38.9	23.3%	28.7
03/01/2025 16:00:00	39.0	33	39	45	40.0	25.6%	30.9
03/01/2025 17:00:00	34.2	36	42	60	45.5	11.9%	28.5
03/01/2025 18:00:00	38.3	24	28	50	40.8	21.4%	29.9
03/01/2025 19:00:00	38.8	15	18	55	40.8	33.3%	31.6
03/01/2025 20:00:00	45.0	8	9	50	40.5	55.6%	35.4
03/01/2025 21:00:00	35.0	1	1	35	0.0	0.0%	32.0
03/01/2025 22:00:00	40.0	2	2	40	37.5	50.0%	29.5
03/01/2025 23:00:00	45.0	2	2	45	40.0	100.0%	39.5
04/01/2025 00:00:00	40.0	2	2	40	37.5	50.0%	32.0
04/01/2025 01:00:00	0.0	0	0	0	0.0	0.0%	0.0
04/01/2025 02:00:00	0.0	0	0	0	0.0	0.0%	0.0
04/01/2025 03:00:00	0.0	0	0	0	0.0	0.0%	0.0
04/01/2025 04:00:00	0.0	0	0	0	0.0	0.0%	0.0
04/01/2025 05:00:00	35.0	1	1	35	0.0	0.0%	32.0
04/01/2025 06:00:00	35.0	8	9	40	37.5	11.1%	25.4
04/01/2025 07:00:00	40.0	3	3	40	37.5	33.3%	30.3
04/01/2025 08:00:00	38.0	9	11	40	37.5	45.5%	29.8
04/01/2025 09:00:00	40.0	17	20	50	40.8	30.0%	30.3
04/01/2025 10:00:00	30.0	10	12	45	42.5	8.3%	26.8
04/01/2025 11:00:00	35.0	20	24	45	40.0	16.7%	29.3
04/01/2025 12:00:00	39.3	23	27	50	40.0	37.0%	31.6
04/01/2025 13:00:00	38.0	31	37	50	40.8	24.3%	30.8
04/01/2025 14:00:00	36.7	27	32	50	41.7	18.8%	30.7
04/01/2025 15:00:00	36.4	30	35	40	37.5	20.0%	28.3
04/01/2025 16:00:00	39.2	23	27	50	40.3	33.3%	30.3
04/01/2025 17:00:00	36.7	17	20	50	40.0	20.0%	28.6
04/01/2025 18:00:00	40.0	15	18	50	41.5	27.8%	32.9
04/01/2025 19:00:00	38.8	16	19	45	39.2	31.6%	32.2
04/01/2025 20:00:00	35.0	10	12	45	40.0	16.7%	27.9
04/01/2025 21:00:00	28.3	3	4	30	0.0	0.0%	25.8
04/01/2025 22:00:00	35.0	4	5	45	42.5	20.0%	31.0
04/01/2025 23:00:00	0.0	0	0	0	0.0	0.0%	0.0
05/01/2025 00:00:00	0.0	0	0	0	0.0	0.0%	0.0
05/01/2025 01:00:00	40.0	1	1	40	37.5	100.0%	37.0
05/01/2025 02:00:00	40.0	2	2	40	37.5	50.0%	34.5
05/01/2025 03:00:00	40.0	2	2	40	37.5	50.0%	29.5
05/01/2025 04:00:00	35.0	1	1	35	0.0	0.0%	32.0
05/01/2025 05:00:00	0.0	0	0	0	0.0	0.0%	0.0
05/01/2025 06:00:00	35.0	2	2	35	0.0	0.0%	29.5
05/01/2025 07:00:00	40.0	2	2	40	37.5	50.0%	32.0
05/01/2025 08:00:00	45.0	3	3	45	42.5	33.3%	33.7
05/01/2025 09:00:00	35.0	3	4	50	47.5	25.0%	29.5
05/01/2025 10:00:00	33.0	22	26	45	42.5	7.7%	28.0
05/01/2025 11:00:00	36.0	31	36	50	39.2	16.7%	28.8

05/01/2025 12:00:00	38.3	15	18	45	39.5	27.8%	30.7
05/01/2025 13:00:00	34.6	20	24	55	42.5	12.5%	30.6
05/01/2025 14:00:00	39.4	26	31	50	39.4	41.9%	31.8
05/01/2025 15:00:00	38.8	14	17	45	39.2	35.3%	32.5
05/01/2025 16:00:00	41.2	19	22	45	39.5	45.5%	33.5
05/01/2025 17:00:00	38.8	14	16	45	38.5	31.3%	30.8
05/01/2025 18:00:00	43.3	6	7	45	40.5	71.4%	36.4
05/01/2025 19:00:00	50.0	7	8	55	45.0	50.0%	35.1
05/01/2025 20:00:00	35.0	4	5	50	47.5	20.0%	35.0
05/01/2025 21:00:00	35.0	3	3	35	0.0	0.0%	30.3
05/01/2025 22:00:00	35.0	2	2	35	0.0	0.0%	29.5
05/01/2025 23:00:00	35.0	2	2	35	0.0	0.0%	29.5
06/01/2025 00:00:00	30.0	1	1	30	0.0	0.0%	27.0
06/01/2025 01:00:00	30.0	1	1	30	0.0	0.0%	27.0
06/01/2025 02:00:00	0.0	0	0	0	0.0	0.0%	0.0
06/01/2025 03:00:00	0.0	0	0	0	0.0	0.0%	0.0
06/01/2025 04:00:00	45.0	1	1	45	42.5	100.0%	42.0
06/01/2025 05:00:00	55.0	1	1	55	52.5	100.0%	52.0
06/01/2025 06:00:00	43.8	8	10	50	41.8	70.0%	38.0
06/01/2025 07:00:00	39.2	12	14	50	38.9	50.0%	33.6
06/01/2025 08:00:00	37.5	36	42	50	41.3	19.0%	28.6
06/01/2025 09:00:00	35.0	23	27	45	38.8	14.8%	30.7
06/01/2025 10:00:00	38.8	21	25	50	40.4	28.0%	29.6
06/01/2025 11:00:00	38.3	25	29	45	40.0	20.7%	29.8
06/01/2025 12:00:00	36.7	31	36	50	41.7	16.7%	30.6
06/01/2025 13:00:00	35.0	26	31	60	42.5	16.1%	30.5
06/01/2025 14:00:00	36.7	19	22	50	40.0	18.2%	29.3
06/01/2025 15:00:00	37.5	25	29	40	37.5	27.6%	30.2
06/01/2025 16:00:00	37.5	31	36	45	38.1	25.0%	30.6
06/01/2025 17:00:00	33.9	33	39	40	37.5	10.3%	28.2
06/01/2025 18:00:00	39.4	28	33	50	39.6	36.4%	31.8
06/01/2025 19:00:00	41.2	24	28	50	42.5	21.4%	30.0
06/01/2025 20:00:00	45.0	6	7	50	41.5	71.4%	37.1
06/01/2025 21:00:00	45.0	4	5	50	45.0	40.0%	36.0
06/01/2025 22:00:00	30.0	1	1	30	0.0	0.0%	27.0
06/01/2025 23:00:00	40.0	1	1	40	37.5	100.0%	37.0
07/01/2025 00:00:00	35.0	1	1	35	0.0	0.0%	32.0
07/01/2025 01:00:00	0.0	0	0	0	0.0	0.0%	0.0
07/01/2025 02:00:00	0.0	0	0	0	0.0	0.0%	0.0
07/01/2025 03:00:00	0.0	0	0	0	0.0	0.0%	0.0
07/01/2025 04:00:00	40.0	1	1	40	37.5	100.0%	37.0
07/01/2025 05:00:00	35.0	1	1	35	0.0	0.0%	32.0
07/01/2025 06:00:00	35.0	11	13	40	37.5	15.4%	26.8
07/01/2025 07:00:00	37.5	14	17	45	40.0	23.5%	31.6
07/01/2025 08:00:00	44.0	21	25	50	42.1	48.0%	35.0
07/01/2025 09:00:00	40.0	30	35	50	41.9	22.9%	30.2
07/01/2025 10:00:00	37.1	34	40	45	38.6	22.5%	28.8
07/01/2025 11:00:00	35.0	29	34	45	39.5	14.7%	28.5

07/01/2025 12:00:00	34.4	33	39	45	39.5	12.8%	26.5
07/01/2025 13:00:00	39.3	20	23	45	38.6	39.1%	30.7
07/01/2025 14:00:00	36.2	26	31	50	40.0	19.4%	28.1
07/01/2025 15:00:00	34.0	20	24	45	40.8	12.5%	27.4
07/01/2025 16:00:00	37.2	37	43	60	39.5	23.3%	30.3
07/01/2025 17:00:00	34.1	43	51	45	39.5	9.8%	27.8
07/01/2025 18:00:00	38.6	35	41	50	39.8	26.8%	31.1
07/01/2025 19:00:00	35.0	21	25	45	38.8	16.0%	29.8
07/01/2025 20:00:00	38.3	19	22	50	40.5	22.7%	29.9
07/01/2025 21:00:00	40.0	4	5	45	40.0	40.0%	28.0
07/01/2025 22:00:00	0.0	0	0	0	0.0	0.0%	0.0
07/01/2025 23:00:00	40.0	3	3	40	37.5	33.3%	28.7
08/01/2025 00:00:00	0.0	0	0	0	0.0	0.0%	0.0
08/01/2025 01:00:00	0.0	0	0	0	0.0	0.0%	0.0
08/01/2025 02:00:00	0.0	0	0	0	0.0	0.0%	0.0
08/01/2025 03:00:00	40.0	1	1	40	37.5	100.0%	37.0
08/01/2025 04:00:00	0.0	0	0	0	0.0	0.0%	0.0
08/01/2025 05:00:00	35.0	1	1	35	0.0	0.0%	32.0
08/01/2025 06:00:00	40.0	8	9	45	39.2	33.3%	29.8
08/01/2025 07:00:00	34.2	10	12	40	37.5	8.3%	29.2
08/01/2025 08:00:00	35.0	26	31	45	38.5	16.1%	28.4
08/01/2025 09:00:00	34.0	36	42	45	38.8	9.5%	27.8
08/01/2025 10:00:00	32.5	23	27	40	37.5	11.1%	25.4
08/01/2025 11:00:00	35.0	34	40	45	39.2	15.0%	26.3
08/01/2025 12:00:00	34.6	33	39	40	37.5	12.8%	27.1
08/01/2025 13:00:00	34.2	22	26	50	40.8	11.5%	25.1
08/01/2025 14:00:00	33.6	21	25	40	37.5	8.0%	27.4
08/01/2025 15:00:00	34.4	28	33	40	37.5	12.1%	28.4
08/01/2025 16:00:00	35.6	45	53	45	38.1	17.0%	29.2
08/01/2025 17:00:00	35.0	37	44	45	38.2	15.9%	29.3
08/01/2025 18:00:00	35.8	40	47	45	38.8	17.0%	28.8
08/01/2025 19:00:00	36.0	22	26	40	37.5	19.2%	29.9
08/01/2025 20:00:00	38.8	8	9	40	37.5	44.4%	30.6
08/01/2025 21:00:00	33.3	8	10	45	42.5	10.0%	30.2
08/01/2025 22:00:00	35.0	3	3	35	0.0	0.0%	27.0
08/01/2025 23:00:00	40.0	1	1	40	37.5	100.0%	37.0
09/01/2025 00:00:00	40.0	1	1	40	37.5	100.0%	37.0
09/01/2025 01:00:00	0.0	0	0	0	0.0	0.0%	0.0
09/01/2025 02:00:00	0.0	0	0	0	0.0	0.0%	0.0
09/01/2025 03:00:00	0.0	0	0	0	0.0	0.0%	0.0
09/01/2025 04:00:00	0.0	0	0	0	0.0	0.0%	0.0
09/01/2025 05:00:00	35.0	1	1	35	0.0	0.0%	32.0
09/01/2025 06:00:00	40.0	7	8	45	40.0	25.0%	29.5
09/01/2025 07:00:00	45.0	11	13	50	43.8	30.8%	30.9
09/01/2025 08:00:00	37.0	32	38	50	40.0	21.1%	29.2
09/01/2025 09:00:00	37.5	42	49	45	38.3	24.5%	30.7
09/01/2025 10:00:00	36.0	33	39	45	38.9	17.9%	29.4
09/01/2025 11:00:00	37.0	26	30	45	38.3	20.0%	27.0

09/01/2025 12:00:00	33.2	37	43	50	47.5	4.7%	26.3
09/01/2025 13:00:00	36.7	34	40	45	38.8	20.0%	29.9
09/01/2025 14:00:00	37.5	30	35	50	38.6	25.7%	27.1
09/01/2025 15:00:00	36.7	26	31	45	38.2	22.6%	30.1
09/01/2025 16:00:00	37.5	44	52	45	38.7	25.0%	30.9
09/01/2025 17:00:00	31.0	29	34	45	42.5	2.9%	26.2
09/01/2025 18:00:00	38.3	29	34	45	39.2	26.5%	30.5
09/01/2025 19:00:00	40.0	18	21	50	42.5	23.8%	31.2
09/01/2025 20:00:00	37.5	4	5	40	37.5	40.0%	31.2
09/01/2025 21:00:00	32.5	3	4	35	0.0	0.0%	27.0
09/01/2025 22:00:00	38.3	3	4	40	37.5	75.0%	34.8
09/01/2025 23:00:00	33.3	4	5	35	0.0	0.0%	30.4
10/01/2025 00:00:00	0.0	0	0	0	0.0	0.0%	0.0
10/01/2025 01:00:00	0.0	0	0	0	0.0	0.0%	0.0
10/01/2025 02:00:00	0.0	0	0	0	0.0	0.0%	0.0
10/01/2025 03:00:00	45.0	1	1	45	42.5	100.0%	42.0
10/01/2025 04:00:00	0.0	0	0	0	0.0	0.0%	0.0
10/01/2025 05:00:00	35.0	3	4	50	47.5	25.0%	30.8
10/01/2025 06:00:00	37.5	8	9	40	37.5	22.2%	29.3
10/01/2025 07:00:00	37.5	6	7	40	37.5	28.6%	28.6
10/01/2025 08:00:00	38.3	32	38	50	41.9	21.1%	29.0
10/01/2025 09:00:00	32.9	35	41	40	37.5	2.4%	28.0
10/01/2025 10:00:00	33.9	23	27	40	37.5	7.4%	28.2
10/01/2025 11:00:00	34.4	29	34	45	40.0	11.8%	28.2
10/01/2025 12:00:00	36.7	29	34	50	40.8	17.6%	27.1
10/01/2025 13:00:00	34.2	31	37	40	37.5	13.5%	28.0
10/01/2025 14:00:00	35.0	27	32	50	41.5	15.6%	29.8
10/01/2025 15:00:00	38.0	21	25	50	39.6	28.0%	30.7
10/01/2025 16:00:00	38.5	41	48	45	38.9	29.2%	31.2
10/01/2025 17:00:00	35.0	48	56	50	40.0	14.3%	28.5
10/01/2025 18:00:00	38.6	32	38	50	40.2	28.9%	31.2
10/01/2025 19:00:00	42.5	14	16	50	41.5	31.3%	32.7
10/01/2025 20:00:00	38.8	13	15	45	38.5	33.3%	31.1
10/01/2025 21:00:00	45.0	2	2	45	42.5	100.0%	42.0
10/01/2025 22:00:00	40.0	2	2	40	37.5	50.0%	32.0
10/01/2025 23:00:00	25.0	1	1	25	0.0	0.0%	22.0
11/01/2025 00:00:00	0.0	0	0	0	0.0	0.0%	0.0
11/01/2025 01:00:00	20.0	2	2	20	0.0	0.0%	14.5
11/01/2025 02:00:00	0.0	0	0	0	0.0	0.0%	0.0
11/01/2025 03:00:00	0.0	0	0	0	0.0	0.0%	0.0
11/01/2025 04:00:00	40.0	1	1	40	37.5	100.0%	37.0
11/01/2025 05:00:00	50.0	2	2	50	47.5	50.0%	39.5
11/01/2025 06:00:00	30.0	1	1	30	0.0	0.0%	27.0
11/01/2025 07:00:00	30.0	3	3	30	0.0	0.0%	25.3
11/01/2025 08:00:00	35.0	5	6	45	42.5	16.7%	27.8
11/01/2025 09:00:00	**No Data**						
11/01/2025 10:00:00	**No Data**						
	.....						

11/01/2025 13:00:00	30.0	12	14	45	42.5	7.1%	25.5
11/01/2025 14:00:00	37.5	21	25	45	39.2	24.0%	31.0
11/01/2025 15:00:00	37.5	17	20	45	40.0	20.0%	31.1
11/01/2025 16:00:00	33.6	20	23	40	37.5	4.3%	26.5
11/01/2025 17:00:00	33.2	39	46	40	37.5	6.5%	27.4
11/01/2025 18:00:00	33.3	19	22	40	37.5	4.5%	26.8
11/01/2025 19:00:00	33.3	12	14	35	0.0	0.0%	28.2
11/01/2025 20:00:00	38.3	10	12	45	38.8	33.3%	30.4
11/01/2025 21:00:00	0.0	0	0	0	0.0	0.0%	0.0
11/01/2025 22:00:00	37.5	7	8	40	37.5	25.0%	28.9
11/01/2025 23:00:00	32.5	3	4	35	0.0	0.0%	28.3
12/01/2025 00:00:00	0.0	0	0	0	0.0	0.0%	0.0
12/01/2025 01:00:00	30.0	1	1	30	0.0	0.0%	27.0
12/01/2025 02:00:00	0.0	0	0	0	0.0	0.0%	0.0
12/01/2025 03:00:00	0.0	0	0	0	0.0	0.0%	0.0
12/01/2025 04:00:00	0.0	0	0	0	0.0	0.0%	0.0
12/01/2025 05:00:00	30.0	1	1	30	0.0	0.0%	27.0
12/01/2025 06:00:00	30.0	3	3	30	0.0	0.0%	25.3
12/01/2025 07:00:00	40.0	2	2	40	37.5	50.0%	29.5
12/01/2025 08:00:00	30.0	2	2	30	0.0	0.0%	22.0
12/01/2025 09:00:00	30.0	4	5	40	37.5	20.0%	29.0
12/01/2025 10:00:00	28.3	16	19	30	0.0	0.0%	24.3
12/01/2025 11:00:00	31.7	20	23	40	37.5	4.3%	27.1
12/01/2025 12:00:00	31.0	20	24	35	0.0	0.0%	26.3
12/01/2025 13:00:00	32.0	31	37	45	39.2	8.1%	26.1
12/01/2025 14:00:00	32.5	17	20	40	37.5	10.0%	25.1
12/01/2025 15:00:00	34.4	13	15	40	37.5	6.7%	30.5
12/01/2025 16:00:00	33.3	31	36	45	42.5	2.8%	26.8
12/01/2025 17:00:00	36.2	25	29	45	38.5	17.2%	29.5
12/01/2025 18:00:00	40.0	10	12	45	39.2	50.0%	34.2
12/01/2025 19:00:00	50.0	3	3	50	47.5	33.3%	35.3
12/01/2025 20:00:00	40.0	4	5	50	42.5	40.0%	35.2
12/01/2025 21:00:00	35.0	4	5	45	42.5	20.0%	32.0
12/01/2025 22:00:00	35.0	3	3	35	0.0	0.0%	27.0
12/01/2025 23:00:00	0.0	0	0	0	0.0	0.0%	0.0
13/01/2025 00:00:00	0.0	0	0	0	0.0	0.0%	0.0
13/01/2025 01:00:00	50.0	1	1	50	47.5	100.0%	47.0
13/01/2025 02:00:00	0.0	0	0	0	0.0	0.0%	0.0
13/01/2025 03:00:00	0.0	0	0	0	0.0	0.0%	0.0
13/01/2025 04:00:00	40.0	3	3	40	37.5	33.3%	28.7
13/01/2025 05:00:00	38.3	5	6	40	37.5	50.0%	34.5
13/01/2025 06:00:00	38.3	8	9	40	37.5	33.3%	32.7
13/01/2025 07:00:00	35.0	8	10	45	40.0	20.0%	29.0
13/01/2025 08:00:00	33.0	42	49	45	39.2	6.1%	27.5
13/01/2025 09:00:00	34.0	56	66	45	38.5	7.6%	29.0
13/01/2025 10:00:00	30.0	48	56	40	37.5	5.4%	24.2
13/01/2025 11:00:00	34.5	35	41	40	37.5	12.2%	27.4
13/01/2025 12:00:00	35.0	28	33	40	37.5	15.2%	27.4

13/01/2025 13:00:00	35.7	32	38	40	37.5	18.4%	29.4
13/01/2025 14:00:00	33.8	25	29	45	40.0	6.9%	28.8
13/01/2025 15:00:00	33.5	33	39	45	39.2	7.7%	27.6
13/01/2025 16:00:00	34.1	44	52	45	39.2	11.5%	28.7
13/01/2025 17:00:00	33.5	41	48	50	40.0	8.3%	27.9
13/01/2025 18:00:00	34.4	29	34	55	41.3	11.8%	28.6
13/01/2025 19:00:00	35.0	25	29	40	37.5	13.8%	28.7
13/01/2025 20:00:00	40.0	11	13	55	42.5	38.5%	34.9
13/01/2025 21:00:00	30.0	6	7	35	0.0	0.0%	24.3
13/01/2025 22:00:00	30.0	3	3	30	0.0	0.0%	27.3
13/01/2025 23:00:00	40.0	3	3	40	37.5	33.3%	33.7
14/01/2025 00:00:00	30.0	1	1	30	0.0	0.0%	27.0
14/01/2025 01:00:00	35.0	2	2	35	0.0	0.0%	29.5
14/01/2025 02:00:00	0.0	0	0	0	0.0	0.0%	0.0
14/01/2025 03:00:00	0.0	0	0	0	0.0	0.0%	0.0
14/01/2025 04:00:00	30.0	2	2	30	0.0	0.0%	24.5
14/01/2025 05:00:00	35.0	1	1	35	0.0	0.0%	32.0
14/01/2025 06:00:00	40.0	9	11	45	40.0	36.4%	33.9
14/01/2025 07:00:00	31.7	10	12	35	0.0	0.0%	27.3
14/01/2025 08:00:00	33.1	48	57	45	40.0	3.5%	27.8
14/01/2025 09:00:00	31.7	61	72	40	37.5	4.2%	27.5
14/01/2025 10:00:00	33.6	36	42	50	40.0	9.5%	28.1
14/01/2025 11:00:00	34.4	22	26	45	39.2	11.5%	29.7
14/01/2025 12:00:00	35.8	32	38	45	38.2	18.4%	27.9
14/01/2025 13:00:00	33.8	38	45	45	38.8	8.9%	28.4
14/01/2025 14:00:00	33.9	35	41	40	37.5	9.8%	28.0
14/01/2025 15:00:00	34.1	34	40	45	40.0	5.0%	30.1
14/01/2025 16:00:00	34.7	56	66	50	38.6	13.6%	29.0
14/01/2025 17:00:00	34.7	46	54	45	38.9	13.0%	29.6
14/01/2025 18:00:00	35.0	36	42	50	40.8	14.3%	29.9
14/01/2025 19:00:00	37.0	24	28	45	38.3	21.4%	29.5
14/01/2025 20:00:00	33.9	15	18	40	37.5	5.6%	29.6
14/01/2025 21:00:00	35.0	3	4	45	42.5	25.0%	32.0
14/01/2025 22:00:00	37.5	10	12	45	39.2	25.0%	31.7
14/01/2025 23:00:00	30.0	1	1	30	0.0	0.0%	27.0
15/01/2025 00:00:00	30.0	1	1	30	0.0	0.0%	27.0
15/01/2025 01:00:00	0.0	0	0	0	0.0	0.0%	0.0
15/01/2025 02:00:00	0.0	0	0	0	0.0	0.0%	0.0
15/01/2025 03:00:00	30.0	1	1	30	0.0	0.0%	27.0
15/01/2025 04:00:00	40.0	1	1	40	37.5	100.0%	37.0
15/01/2025 05:00:00	27.5	3	4	30	0.0	0.0%	23.3
15/01/2025 06:00:00	35.0	8	10	40	37.5	20.0%	30.1
15/01/2025 07:00:00	36.7	17	20	45	38.8	20.0%	29.0
15/01/2025 08:00:00	33.8	35	41	45	38.8	9.8%	28.6
15/01/2025 09:00:00	33.5	63	74	40	37.5	5.4%	27.9
15/01/2025 10:00:00	32.1	34	40	40	37.5	5.0%	26.4
15/01/2025 11:00:00	34.2	21	25	40	37.5	12.0%	28.4
15/01/2025 12:00:00	34.2	30	35	40	37.5	11.4%	27.8

15/01/2025 13:00:00	33.3	36	42	40	37.5	4.8%	27.4
15/01/2025 14:00:00	38.0	26	30	45	38.9	23.3%	30.8
15/01/2025 15:00:00	35.0	32	38	45	39.2	15.8%	29.5
15/01/2025 16:00:00	33.6	63	74	40	37.5	8.1%	27.5
15/01/2025 17:00:00	33.5	46	54	40	37.5	9.3%	27.3
15/01/2025 18:00:00	36.0	26	30	40	37.5	16.7%	28.1
15/01/2025 19:00:00	37.5	26	30	50	40.0	20.0%	28.3
15/01/2025 20:00:00	38.3	12	14	50	40.0	28.6%	32.1
15/01/2025 21:00:00	32.5	7	8	35	0.0	0.0%	25.3
15/01/2025 22:00:00	30.0	6	7	35	0.0	0.0%	24.1
15/01/2025 23:00:00	35.0	1	1	35	0.0	0.0%	32.0
16/01/2025 00:00:00	40.0	3	3	40	37.5	33.3%	32.0
16/01/2025 01:00:00	35.0	1	1	35	0.0	0.0%	32.0
16/01/2025 02:00:00	0.0	0	0	0	0.0	0.0%	0.0
16/01/2025 03:00:00	0.0	0	0	0	0.0	0.0%	0.0
16/01/2025 04:00:00	40.0	1	1	40	37.5	100.0%	37.0
16/01/2025 05:00:00	30.0	2	2	30	0.0	0.0%	27.5
16/01/2025 06:00:00	35.0	11	13	45	40.0	15.4%	27.6
16/01/2025 07:00:00	33.0	16	19	40	37.5	5.3%	26.1
16/01/2025 08:00:00	33.3	37	43	45	39.2	7.0%	27.2
16/01/2025 09:00:00	36.4	54	63	45	37.9	19.0%	30.3
16/01/2025 10:00:00	32.9	26	31	45	42.5	6.5%	28.0
16/01/2025 11:00:00	34.3	33	39	40	37.5	10.3%	28.6
16/01/2025 12:00:00	35.0	26	30	40	37.5	13.3%	29.7
16/01/2025 13:00:00	36.7	28	33	45	38.2	21.2%	29.7
16/01/2025 14:00:00	37.0	20	24	50	39.2	25.0%	31.0
16/01/2025 15:00:00	35.0	39	46	45	38.9	15.2%	29.3
16/01/2025 16:00:00	34.4	50	59	40	37.5	10.2%	30.0
16/01/2025 17:00:00	33.5	42	50	40	37.5	6.0%	28.4
16/01/2025 18:00:00	36.4	31	37	50	38.8	21.6%	30.8
16/01/2025 19:00:00	36.7	27	32	50	40.8	18.8%	30.1
16/01/2025 20:00:00	40.0	12	14	45	40.0	28.6%	32.9
16/01/2025 21:00:00	37.5	7	8	40	37.5	25.0%	29.5
16/01/2025 22:00:00	35.0	11	13	45	40.0	15.4%	28.7
16/01/2025 23:00:00	45.0	5	6	50	42.5	50.0%	37.0
17/01/2025 00:00:00	40.0	3	3	40	37.5	33.3%	30.3
17/01/2025 01:00:00	0.0	0	0	0	0.0	0.0%	0.0
17/01/2025 02:00:00	0.0	0	0	0	0.0	0.0%	0.0
17/01/2025 03:00:00	0.0	0	0	0	0.0	0.0%	0.0
17/01/2025 04:00:00	35.0	2	2	35	0.0	0.0%	29.5
17/01/2025 05:00:00	40.0	2	2	40	37.5	100.0%	37.0
17/01/2025 06:00:00	35.0	6	7	45	42.5	14.3%	30.6
17/01/2025 07:00:00	38.0	11	13	40	37.5	38.5%	32.1
17/01/2025 08:00:00	33.3	39	46	45	39.2	6.5%	28.0
17/01/2025 09:00:00	34.3	59	69	45	38.2	10.1%	29.0
17/01/2025 10:00:00	36.4	35	41	50	38.8	19.5%	28.7
17/01/2025 11:00:00	35.0	31	36	50	40.5	13.9%	28.5
17/01/2025 12:00:00	35.8	29	34	40	37.5	17.6%	29.0



17/01/2025 13:00:00	34.5	32	38	50	41.5	13.2%	28.9
17/01/2025 14:00:00	33.6	40	47	50	40.0	8.5%	28.8
17/01/2025 15:00:00	36.4	45	53	45	39.0	18.9%	29.6
17/01/2025 16:00:00	34.6	54	64	60	40.8	14.1%	28.5
17/01/2025 17:00:00	34.6	52	61	45	38.1	13.1%	28.5
17/01/2025 18:00:00	35.0	25	29	45	38.8	13.8%	29.3
17/01/2025 19:00:00	38.3	26	30	45	38.8	26.7%	30.2
17/01/2025 20:00:00	33.8	6	7	35	0.0	0.0%	30.0
17/01/2025 21:00:00	36.7	12	14	40	37.5	21.4%	28.2
17/01/2025 22:00:00	45.0	5	6	50	45.0	33.3%	32.0
17/01/2025 23:00:00	35.0	3	4	45	42.5	25.0%	30.8
18/01/2025 00:00:00	33.3	5	6	35	0.0	0.0%	29.7
18/01/2025 01:00:00	45.0	1	1	45	42.5	100.0%	42.0
18/01/2025 02:00:00	0.0	0	0	0	0.0	0.0%	0.0
18/01/2025 03:00:00	0.0	0	0	0	0.0	0.0%	0.0
18/01/2025 04:00:00	30.0	1	1	30	0.0	0.0%	27.0
18/01/2025 05:00:00	40.0	1	1	40	37.5	100.0%	37.0
18/01/2025 06:00:00	35.0	5	6	45	42.5	16.7%	30.3
18/01/2025 07:00:00	45.0	3	3	45	40.0	66.7%	33.7
18/01/2025 08:00:00	30.0	9	11	40	37.5	9.1%	26.8
18/01/2025 09:00:00	35.0	18	21	45	39.2	14.3%	27.9
18/01/2025 10:00:00	36.7	20	24	45	39.5	20.8%	28.9
18/01/2025 11:00:00	34.3	29	34	50	40.0	11.8%	27.8
18/01/2025 12:00:00	35.8	33	39	45	38.2	17.9%	29.6
18/01/2025 13:00:00	33.5	41	48	40	37.5	6.3%	27.1
18/01/2025 14:00:00	33.2	28	33	45	42.5	3.0%	28.0
18/01/2025 15:00:00	38.0	26	30	45	38.9	23.3%	30.9
18/01/2025 16:00:00	36.7	28	33	45	38.2	21.2%	29.6
18/01/2025 17:00:00	35.0	25	29	45	38.8	13.8%	29.4
18/01/2025 18:00:00	37.5	22	26	50	40.0	23.1%	29.8
18/01/2025 19:00:00	37.5	14	17	50	39.5	29.4%	31.6
18/01/2025 20:00:00	37.5	8	9	40	37.5	22.2%	31.4
18/01/2025 21:00:00	33.3	6	7	35	0.0	0.0%	27.0
18/01/2025 22:00:00	35.0	5	6	40	37.5	16.7%	29.5
18/01/2025 23:00:00	37.5	6	7	40	37.5	28.6%	30.6
19/01/2025 00:00:00	35.0	2	2	35	0.0	0.0%	29.5
19/01/2025 01:00:00	25.0	1	1	25	0.0	0.0%	22.0
19/01/2025 02:00:00	35.0	1	1	35	0.0	0.0%	32.0
19/01/2025 03:00:00	0.0	0	0	0	0.0	0.0%	0.0
19/01/2025 04:00:00	35.0	1	1	35	0.0	0.0%	32.0
19/01/2025 05:00:00	0.0	0	0	0	0.0	0.0%	0.0
19/01/2025 06:00:00	45.0	3	3	45	42.5	33.3%	32.0
19/01/2025 07:00:00	25.0	1	1	25	0.0	0.0%	22.0
19/01/2025 08:00:00	35.0	3	4	40	37.5	25.0%	32.0
19/01/2025 09:00:00	35.0	12	14	40	37.5	14.3%	26.9
19/01/2025 10:00:00	33.3	26	31	40	37.5	9.7%	27.9
19/01/2025 11:00:00	35.0	20	23	40	37.5	13.0%	27.4
19/01/2025 12:00:00	34.2	17	20	45	40.0	10.0%	29.1

19/01/2025 13:00:00	34.1	26	30	45	40.0	6.7%	28.4
19/01/2025 14:00:00	34.3	34	40	40	37.5	10.0%	29.4
19/01/2025 15:00:00	35.0	27	32	40	37.5	15.6%	28.6
19/01/2025 16:00:00	37.0	46	54	60	39.6	22.2%	29.9
19/01/2025 17:00:00	33.8	25	29	35	0.0	0.0%	28.4
19/01/2025 18:00:00	41.7	14	16	45	41.3	25.0%	32.1
19/01/2025 19:00:00	37.5	8	9	40	37.5	22.2%	31.4
19/01/2025 20:00:00	35.0	4	5	45	42.5	20.0%	31.0
19/01/2025 21:00:00	40.0	3	3	40	37.5	33.3%	32.0
19/01/2025 22:00:00	35.0	5	6	40	37.5	16.7%	30.3
19/01/2025 23:00:00	40.0	1	1	40	37.5	100.0%	37.0
20/01/2025 00:00:00	0.0	0	0	0	0.0	0.0%	0.0
20/01/2025 01:00:00	50.0	2	2	50	47.5	50.0%	39.5
20/01/2025 02:00:00	0.0	0	0	0	0.0	0.0%	0.0
20/01/2025 03:00:00	0.0	0	0	0	0.0	0.0%	0.0
20/01/2025 04:00:00	30.0	1	1	30	0.0	0.0%	27.0
20/01/2025 05:00:00	42.5	4	5	45	42.5	40.0%	34.0
20/01/2025 06:00:00	34.0	8	10	40	37.5	10.0%	29.8
20/01/2025 07:00:00	37.5	10	12	45	39.2	25.0%	29.2
20/01/2025 08:00:00	32.5	41	48	40	37.5	4.2%	27.2
20/01/2025 09:00:00	33.8	60	70	45	39.2	8.6%	29.0
20/01/2025 10:00:00	31.7	40	47	40	37.5	2.1%	25.6
20/01/2025 11:00:00	33.3	26	31	45	38.8	12.9%	26.6
20/01/2025 12:00:00	32.9	43	51	45	42.5	5.9%	26.2
20/01/2025 13:00:00	31.9	39	46	40	37.5	4.3%	27.2
20/01/2025 14:00:00	35.0	36	42	40	37.5	14.3%	27.7
20/01/2025 15:00:00	35.0	25	29	45	40.0	13.8%	29.3
20/01/2025 16:00:00	35.0	49	58	45	38.1	15.5%	29.4
20/01/2025 17:00:00	34.5	48	57	45	38.8	14.0%	28.3
20/01/2025 18:00:00	33.9	31	36	50	42.5	8.3%	28.7
20/01/2025 19:00:00	37.5	23	27	55	42.5	22.2%	32.2
20/01/2025 20:00:00	35.0	6	7	40	37.5	14.3%	30.7
20/01/2025 21:00:00	35.0	8	10	45	40.0	20.0%	28.7
20/01/2025 22:00:00	45.0	3	4	50	45.0	50.0%	35.8
20/01/2025 23:00:00	35.0	3	4	50	47.5	25.0%	32.0
21/01/2025 00:00:00	0.0	0	0	0	0.0	0.0%	0.0
21/01/2025 01:00:00	40.0	1	1	40	37.5	100.0%	37.0
21/01/2025 02:00:00	0.0	0	0	0	0.0	0.0%	0.0
21/01/2025 03:00:00	0.0	0	0	0	0.0	0.0%	0.0
21/01/2025 04:00:00	40.0	1	1	40	37.5	100.0%	37.0
21/01/2025 05:00:00	30.0	1	1	30	0.0	0.0%	27.0
21/01/2025 06:00:00	37.5	9	11	45	39.2	27.3%	31.2
21/01/2025 07:00:00	37.5	14	16	45	39.2	18.8%	28.1
21/01/2025 08:00:00	32.2	40	47	45	40.0	4.3%	27.7
21/01/2025 09:00:00	35.0	55	65	50	38.5	15.4%	29.2
21/01/2025 10:00:00	33.6	30	35	45	39.2	8.6%	25.6
21/01/2025 11:00:00	34.5	30	35	40	37.5	11.4%	28.4
21/01/2025 12:00:00	31.4	33	39	45	42.5	2.6%	26.5

21/01/2025 13:00:00	35.7	39	46	45	38.1	17.4%	30.1
21/01/2025 14:00:00	33.8	28	33	45	39.2	9.1%	27.9
21/01/2025 15:00:00	34.1	37	44	45	38.5	11.4%	28.2
21/01/2025 16:00:00	34.8	56	66	45	39.7	13.6%	29.9
21/01/2025 17:00:00	33.6	54	64	40	37.5	9.4%	27.9
21/01/2025 18:00:00	34.3	38	45	45	38.5	11.1%	29.2
21/01/2025 19:00:00	36.7	31	37	45	38.8	21.6%	29.8
21/01/2025 20:00:00	38.3	10	12	45	38.8	33.3%	32.1
21/01/2025 21:00:00	35.0	1	1	35	0.0	0.0%	32.0
21/01/2025 22:00:00	34.0	8	10	40	37.5	10.0%	29.1
21/01/2025 23:00:00	45.0	5	6	50	41.3	66.7%	37.0
22/01/2025 00:00:00	35.0	1	1	35	0.0	0.0%	32.0
22/01/2025 01:00:00	0.0	0	0	0	0.0	0.0%	0.0
22/01/2025 02:00:00	30.0	1	1	30	0.0	0.0%	27.0
22/01/2025 03:00:00	0.0	0	0	0	0.0	0.0%	0.0
22/01/2025 04:00:00	35.0	1	1	35	0.0	0.0%	32.0
22/01/2025 05:00:00	35.0	2	2	35	0.0	0.0%	32.0
22/01/2025 06:00:00	37.5	12	14	45	39.2	21.4%	31.6
22/01/2025 07:00:00	35.0	9	11	40	37.5	18.2%	28.5
22/01/2025 08:00:00	34.3	44	52	55	40.0	11.5%	29.0
22/01/2025 09:00:00	34.8	59	69	45	38.6	13.0%	29.7
22/01/2025 10:00:00	32.8	36	42	50	42.5	4.8%	27.8
22/01/2025 11:00:00	35.0	35	41	45	38.3	14.6%	27.7
22/01/2025 12:00:00	35.8	28	33	40	37.5	18.2%	29.3
22/01/2025 13:00:00	36.2	26	30	45	38.5	16.7%	28.8
22/01/2025 14:00:00	34.4	31	36	45	38.8	11.1%	29.1
22/01/2025 15:00:00	34.5	33	39	45	38.5	12.8%	28.2
22/01/2025 16:00:00	34.1	44	52	40	37.5	11.5%	28.1
22/01/2025 17:00:00	36.2	46	54	50	39.0	18.5%	29.0
22/01/2025 18:00:00	36.4	28	33	40	37.5	21.2%	30.2
22/01/2025 19:00:00	37.5	20	23	45	38.5	21.7%	30.5
22/01/2025 20:00:00	34.0	9	11	40	37.5	9.1%	29.4
22/01/2025 21:00:00	40.0	6	7	45	40.0	28.6%	29.9
22/01/2025 22:00:00	40.0	1	1	40	37.5	100.0%	37.0
22/01/2025 23:00:00	35.0	4	5	40	37.5	20.0%	29.0
23/01/2025 00:00:00	0.0	0	0	0	0.0	0.0%	0.0
23/01/2025 01:00:00	0.0	0	0	0	0.0	0.0%	0.0
23/01/2025 02:00:00	30.0	1	1	30	0.0	0.0%	27.0
23/01/2025 03:00:00	35.0	2	2	35	0.0	0.0%	29.5
23/01/2025 04:00:00	40.0	1	1	40	37.5	100.0%	37.0
23/01/2025 05:00:00	35.0	2	2	35	0.0	0.0%	29.5
23/01/2025 06:00:00	35.0	8	9	40	37.5	11.1%	28.8
23/01/2025 07:00:00	36.7	15	18	45	38.8	22.2%	29.0
23/01/2025 08:00:00	33.9	37	44	45	39.5	11.4%	27.9
23/01/2025 09:00:00	33.9	64	75	45	38.1	10.7%	27.8
23/01/2025 10:00:00	35.0	29	34	45	39.5	14.7%	28.1
23/01/2025 11:00:00	34.5	27	32	45	40.0	12.5%	29.8
23/01/2025 12:00:00	34.6	29	34	45	41.3	11.8%	29.5

23/01/2025 13:00:00	33.9	33	39	40	37.5	10.3%	27.9
23/01/2025 14:00:00	33.9	27	32	40	37.5	9.4%	27.5
23/01/2025 15:00:00	33.6	23	27	40	37.5	7.4%	27.9
23/01/2025 16:00:00	32.8	56	66	40	37.5	9.1%	27.0
23/01/2025 17:00:00	33.2	47	55	50	42.5	3.6%	27.9
23/01/2025 18:00:00	37.5	22	26	45	39.2	23.1%	30.5
23/01/2025 19:00:00	35.0	17	20	45	39.2	15.0%	29.4
23/01/2025 20:00:00	41.7	8	10	45	40.5	50.0%	34.6
23/01/2025 21:00:00	33.3	7	8	35	0.0	0.0%	27.1
23/01/2025 22:00:00	36.7	9	11	40	37.5	27.3%	28.5
23/01/2025 23:00:00	40.0	4	5	45	40.0	40.0%	30.2
24/01/2025 00:00:00	50.0	2	2	50	47.5	50.0%	37.0
24/01/2025 01:00:00	0.0	0	0	0	0.0	0.0%	0.0
24/01/2025 02:00:00	0.0	0	0	0	0.0	0.0%	0.0
24/01/2025 03:00:00	0.0	0	0	0	0.0	0.0%	0.0
24/01/2025 04:00:00	45.0	3	3	45	42.5	33.3%	30.3
24/01/2025 05:00:00	37.5	3	4	40	37.5	50.0%	34.5
24/01/2025 06:00:00	35.0	5	6	45	42.5	16.7%	31.2
24/01/2025 07:00:00	43.3	12	14	50	40.3	64.3%	36.1
24/01/2025 08:00:00	35.0	40	47	45	38.2	14.9%	28.4
24/01/2025 09:00:00	34.1	64	75	40	37.5	10.7%	27.2
24/01/2025 10:00:00	34.3	23	27	45	40.8	11.1%	28.5
24/01/2025 11:00:00	33.8	21	25	45	40.8	12.0%	28.4
24/01/2025 12:00:00	34.0	27	32	45	39.2	9.4%	27.9
24/01/2025 13:00:00	33.6	39	46	50	40.0	8.7%	26.9
24/01/2025 14:00:00	33.0	37	44	40	37.5	11.4%	26.9
24/01/2025 15:00:00	37.5	37	43	45	39.2	20.9%	31.0
24/01/2025 16:00:00	33.6	46	54	45	38.5	9.3%	28.1
24/01/2025 17:00:00	33.5	44	52	45	39.2	5.8%	28.7
24/01/2025 18:00:00	32.7	37	44	45	40.0	4.5%	27.7
24/01/2025 19:00:00	35.0	20	23	40	37.5	13.0%	29.8
24/01/2025 20:00:00	35.0	13	15	50	45.0	13.3%	31.2
24/01/2025 21:00:00	30.0	8	10	45	42.5	10.0%	28.2
24/01/2025 22:00:00	35.0	7	8	40	37.5	12.5%	26.5
24/01/2025 23:00:00	40.0	7	8	45	39.2	37.5%	29.0
25/01/2025 00:00:00	35.0	3	4	40	37.5	25.0%	32.0
25/01/2025 01:00:00	45.0	2	2	45	42.5	50.0%	34.5
25/01/2025 02:00:00	0.0	0	0	0	0.0	0.0%	0.0
25/01/2025 03:00:00	0.0	0	0	0	0.0	0.0%	0.0
25/01/2025 04:00:00	0.0	0	0	0	0.0	0.0%	0.0
25/01/2025 05:00:00	0.0	0	0	0	0.0	0.0%	0.0
25/01/2025 06:00:00	35.0	3	4	50	47.5	25.0%	34.5
25/01/2025 07:00:00	37.5	4	5	40	37.5	40.0%	31.0
25/01/2025 08:00:00	35.0	8	10	50	42.5	20.0%	32.2
25/01/2025 09:00:00	35.0	20	23	45	39.2	13.0%	28.3
25/01/2025 10:00:00	31.7	20	23	40	37.5	4.3%	26.8
25/01/2025 11:00:00	34.2	29	34	50	40.0	11.8%	28.3
25/01/2025 12:00:00	33.8	44	52	40	37.5	9.6%	26.9

25/01/2025 13:00:00	34.4	25	29	45	39.2	10.3%	27.9
25/01/2025 14:00:00	33.6	30	35	45	39.2	8.6%	27.9
25/01/2025 15:00:00	33.9	31	37	45	38.8	10.8%	28.6
25/01/2025 16:00:00	33.3	32	38	40	37.5	10.5%	27.1
25/01/2025 17:00:00	34.1	37	44	50	39.5	11.4%	27.8
25/01/2025 18:00:00	36.0	32	38	45	38.9	18.4%	29.7
25/01/2025 19:00:00	32.5	20	23	35	0.0	0.0%	26.4
25/01/2025 20:00:00	30.0	6	7	50	47.5	14.3%	30.0
25/01/2025 21:00:00	35.0	7	8	40	37.5	12.5%	28.4
25/01/2025 22:00:00	35.0	4	5	40	37.5	20.0%	29.0
25/01/2025 23:00:00	35.0	7	8	45	42.5	12.5%	28.3
26/01/2025 00:00:00	42.5	3	4	45	42.5	50.0%	33.3
26/01/2025 01:00:00	0.0	0	0	0	0.0	0.0%	0.0
26/01/2025 02:00:00	25.0	2	2	25	0.0	0.0%	19.5
26/01/2025 03:00:00	35.0	2	2	35	0.0	0.0%	29.5
26/01/2025 04:00:00	30.0	1	1	30	0.0	0.0%	27.0
26/01/2025 05:00:00	25.0	3	4	35	0.0	0.0%	20.8
26/01/2025 06:00:00	32.5	3	4	35	0.0	0.0%	28.5
26/01/2025 07:00:00	35.0	3	4	40	37.5	25.0%	30.8
26/01/2025 08:00:00	30.0	3	4	40	37.5	25.0%	28.3
26/01/2025 09:00:00	29.7	26	30	40	37.5	6.7%	25.6
26/01/2025 10:00:00	34.2	20	23	45	40.0	8.7%	28.8
26/01/2025 11:00:00	35.0	26	30	40	37.5	13.3%	26.8
26/01/2025 12:00:00	33.0	32	38	40	37.5	5.3%	26.4
26/01/2025 13:00:00	35.8	31	36	40	37.5	16.7%	29.8
26/01/2025 14:00:00	33.9	37	43	50	43.8	9.3%	29.1
26/01/2025 15:00:00	36.2	26	30	45	38.5	16.7%	29.2
26/01/2025 16:00:00	37.0	22	26	45	38.3	23.1%	29.0
26/01/2025 17:00:00	35.0	17	20	45	39.2	15.0%	30.1
26/01/2025 18:00:00	36.7	11	13	40	37.5	23.1%	27.5
26/01/2025 19:00:00	29.4	10	12	40	37.5	8.3%	27.1
26/01/2025 20:00:00	43.3	7	8	45	41.3	50.0%	35.1
26/01/2025 21:00:00	40.0	6	7	50	40.0	57.1%	33.4
26/01/2025 22:00:00	35.0	3	3	35	0.0	0.0%	28.7
26/01/2025 23:00:00	40.0	1	1	40	37.5	100.0%	37.0
27/01/2025 00:00:00	0.0	0	0	0	0.0	0.0%	0.0
27/01/2025 01:00:00	50.0	1	1	50	47.5	100.0%	47.0
27/01/2025 02:00:00	0.0	0	0	0	0.0	0.0%	0.0
27/01/2025 03:00:00	0.0	0	0	0	0.0	0.0%	0.0
27/01/2025 04:00:00	35.0	3	3	35	0.0	0.0%	28.7
27/01/2025 05:00:00	40.0	3	4	45	40.0	50.0%	35.8
27/01/2025 06:00:00	35.0	8	10	40	37.5	20.0%	31.8
27/01/2025 07:00:00	41.7	12	14	45	40.5	35.7%	30.4
27/01/2025 08:00:00	35.8	39	46	45	38.8	17.4%	28.2
27/01/2025 09:00:00	34.8	58	68	55	41.4	13.2%	29.1
27/01/2025 10:00:00	32.9	46	54	45	39.2	5.6%	26.6
27/01/2025 11:00:00	36.7	23	27	45	39.5	18.5%	30.0
27/01/2025 12:00:00	34.4	36	42	50	39.5	11.9%	27.2

27/01/2025 13:00:00	35.0	30	35	40	37.5	14.3%	30.4
27/01/2025 14:00:00	34.1	35	41	45	40.0	9.8%	29.3
27/01/2025 15:00:00	35.0	34	40	40	37.5	15.0%	28.3
27/01/2025 16:00:00	34.2	41	48	45	38.5	10.4%	28.8
27/01/2025 17:00:00	31.5	66	78	45	39.5	6.4%	27.2
27/01/2025 18:00:00	34.2	31	37	45	38.5	13.5%	27.9
27/01/2025 19:00:00	38.6	18	21	45	38.1	38.1%	30.7
27/01/2025 20:00:00	35.0	12	14	50	42.5	14.3%	27.8
27/01/2025 21:00:00	35.0	5	6	45	42.5	16.7%	28.7
27/01/2025 22:00:00	30.0	3	4	40	37.5	25.0%	29.8
27/01/2025 23:00:00	40.0	6	7	50	42.5	28.6%	30.6
28/01/2025 00:00:00	30.0	1	1	30	0.0	0.0%	27.0
28/01/2025 01:00:00	0.0	0	0	0	0.0	0.0%	0.0
28/01/2025 02:00:00	0.0	0	0	0	0.0	0.0%	0.0
28/01/2025 03:00:00	0.0	0	0	0	0.0	0.0%	0.0
28/01/2025 04:00:00	35.0	1	1	35	0.0	0.0%	32.0
28/01/2025 05:00:00	35.0	2	2	35	0.0	0.0%	32.0
28/01/2025 06:00:00	38.3	9	11	45	38.8	36.4%	32.2
28/01/2025 07:00:00	40.0	15	18	50	40.8	33.3%	31.6
28/01/2025 08:00:00	34.1	42	49	45	41.5	10.2%	28.8
28/01/2025 09:00:00	34.7	48	57	40	37.5	14.0%	29.6
28/01/2025 10:00:00	34.4	26	30	50	40.8	10.0%	28.6
28/01/2025 11:00:00	32.5	26	30	45	42.5	3.3%	27.3
28/01/2025 12:00:00	33.2	36	42	40	37.5	4.8%	27.1
28/01/2025 13:00:00	33.6	39	46	45	38.8	8.7%	28.6
28/01/2025 14:00:00	37.0	26	31	45	38.9	22.6%	31.2
28/01/2025 15:00:00	34.6	31	37	45	39.5	13.5%	30.1
28/01/2025 16:00:00	34.4	42	50	40	37.5	12.0%	29.1
28/01/2025 17:00:00	34.3	57	67	45	38.9	10.4%	29.0
28/01/2025 18:00:00	36.0	26	30	40	37.5	16.7%	29.7
28/01/2025 19:00:00	35.0	26	30	45	38.8	13.3%	30.4
28/01/2025 20:00:00	39.0	10	12	50	39.2	50.0%	34.7
28/01/2025 21:00:00	33.8	4	5	35	0.0	0.0%	31.2
28/01/2025 22:00:00	34.0	9	11	40	37.5	9.1%	29.5
28/01/2025 23:00:00	50.0	3	3	50	47.5	33.3%	35.3
29/01/2025 00:00:00	0.0	0	0	0	0.0	0.0%	0.0
29/01/2025 01:00:00	0.0	0	0	0	0.0	0.0%	0.0
29/01/2025 02:00:00	0.0	0	0	0	0.0	0.0%	0.0
29/01/2025 03:00:00	0.0	0	0	0	0.0	0.0%	0.0
29/01/2025 04:00:00	0.0	0	0	0	0.0	0.0%	0.0
29/01/2025 05:00:00	35.0	3	3	35	0.0	0.0%	28.7
29/01/2025 06:00:00	37.5	8	9	40	37.5	22.2%	31.7
29/01/2025 07:00:00	46.7	11	13	50	45.0	30.8%	31.7
29/01/2025 08:00:00	34.5	41	48	40	37.5	12.5%	28.8
29/01/2025 09:00:00	34.2	65	76	45	38.1	10.5%	28.5
29/01/2025 10:00:00	33.6	33	39	45	38.8	10.3%	27.3
29/01/2025 11:00:00	32.5	34	40	50	42.5	5.0%	26.5
29/01/2025 12:00:00	34.5	36	42	45	38.5	11.9%	28.4

29/01/2025 13:00:00	34.0	30	35	45	40.0	11.4%	27.2
29/01/2025 14:00:00	34.2	37	44	40	37.5	11.4%	28.8
29/01/2025 15:00:00	35.0	38	45	45	38.2	15.6%	29.6
29/01/2025 16:00:00	37.8	47	55	45	39.0	23.6%	29.4
29/01/2025 17:00:00	33.1	61	72	45	39.2	4.2%	28.1
29/01/2025 18:00:00	33.6	26	31	40	37.5	9.7%	26.4
29/01/2025 19:00:00	33.9	22	26	45	40.0	7.7%	28.3
29/01/2025 20:00:00	34.0	10	12	45	42.5	8.3%	29.3
29/01/2025 21:00:00	47.5	7	8	50	42.5	50.0%	37.1
29/01/2025 22:00:00	38.3	4	5	40	37.5	60.0%	33.2
29/01/2025 23:00:00	35.0	3	4	45	42.5	25.0%	32.0
30/01/2025 00:00:00	35.0	1	1	35	0.0	0.0%	32.0
30/01/2025 01:00:00	35.0	1	1	35	0.0	0.0%	32.0
30/01/2025 02:00:00	0.0	0	0	0	0.0	0.0%	0.0
30/01/2025 03:00:00	0.0	0	0	0	0.0	0.0%	0.0
30/01/2025 04:00:00	0.0	0	0	0	0.0	0.0%	0.0
30/01/2025 05:00:00	37.5	4	5	40	37.5	40.0%	31.0
30/01/2025 06:00:00	35.0	12	14	40	37.5	14.3%	30.7
30/01/2025 07:00:00	36.7	11	13	40	37.5	23.1%	30.2
30/01/2025 08:00:00	34.7	45	53	40	37.5	13.2%	29.7
30/01/2025 09:00:00	33.8	63	74	45	38.2	9.5%	27.9
30/01/2025 10:00:00	32.9	37	44	50	40.0	9.1%	26.3
30/01/2025 11:00:00	34.3	30	35	45	40.0	11.4%	28.6
30/01/2025 12:00:00	33.6	28	33	40	37.5	6.1%	27.5
30/01/2025 13:00:00	35.0	32	38	40	37.5	15.8%	27.8
30/01/2025 14:00:00	34.4	25	29	40	37.5	10.3%	28.8
30/01/2025 15:00:00	34.5	39	46	45	39.2	13.0%	26.7
30/01/2025 16:00:00	32.9	67	79	45	38.3	7.6%	27.2
30/01/2025 17:00:00	33.8	48	56	40	37.5	7.1%	28.1
30/01/2025 18:00:00	35.0	26	30	45	38.8	13.3%	29.4
30/01/2025 19:00:00	38.0	24	28	50	39.6	25.0%	31.1
30/01/2025 20:00:00	37.5	9	11	45	39.2	27.3%	32.9
30/01/2025 21:00:00	35.0	8	10	50	42.5	20.0%	30.7
30/01/2025 22:00:00	37.5	13	15	45	39.2	20.0%	29.8
30/01/2025 23:00:00	35.0	3	3	35	0.0	0.0%	28.7
31/01/2025 00:00:00	30.0	2	2	30	0.0	0.0%	27.5
31/01/2025 01:00:00	35.0	1	1	35	0.0	0.0%	32.0
31/01/2025 02:00:00	0.0	0	0	0	0.0	0.0%	0.0
31/01/2025 03:00:00	0.0	0	0	0	0.0	0.0%	0.0
31/01/2025 04:00:00	40.0	1	1	40	37.5	100.0%	37.0
31/01/2025 05:00:00	35.0	2	2	35	0.0	0.0%	32.0
31/01/2025 06:00:00	33.3	3	4	35	0.0	0.0%	30.8
31/01/2025 07:00:00	41.2	18	21	45	40.0	38.1%	32.6
31/01/2025 08:00:00	33.9	37	44	45	38.5	11.4%	28.2
31/01/2025 09:00:00	34.4	56	66	45	39.4	12.1%	28.6
31/01/2025 10:00:00	34.3	33	39	40	37.5	12.8%	26.5
31/01/2025 11:00:00	32.8	35	41	40	37.5	4.9%	25.5
31/01/2025 12:00:00	33.0	27	32	45	39.2	9.4%	26.9

31/01/2025 13:00:00	35.0	30	35	40	37.5	14.3%	28.8
31/01/2025 14:00:00	33.3	30	35	45	42.5	2.9%	28.3
31/01/2025 15:00:00	35.0	26	30	40	37.5	13.3%	30.1
31/01/2025 16:00:00	34.7	60	71	45	38.5	14.1%	29.4
31/01/2025 17:00:00	33.9	49	58	45	40.5	8.6%	28.8
31/01/2025 18:00:00	36.0	27	32	45	38.3	18.8%	29.0
31/01/2025 19:00:00	35.0	30	35	45	39.5	14.3%	29.3
31/01/2025 20:00:00	33.3	7	8	35	0.0	0.0%	28.4
31/01/2025 21:00:00	35.0	4	5	45	42.5	20.0%	32.2
31/01/2025 22:00:00	40.0	6	7	45	39.2	42.9%	32.7
31/01/2025 23:00:00	45.0	2	2	45	40.0	100.0%	39.5
01/02/2025 00:00:00	37.5	3	4	40	37.5	50.0%	33.5
01/02/2025 01:00:00	45.0	1	1	45	42.5	100.0%	42.0
01/02/2025 02:00:00	0.0	0	0	0	0.0	0.0%	0.0
01/02/2025 03:00:00	0.0	0	0	0	0.0	0.0%	0.0
01/02/2025 04:00:00	30.0	1	1	30	0.0	0.0%	27.0
01/02/2025 05:00:00	50.0	3	3	50	47.5	33.3%	34.0
01/02/2025 06:00:00	35.0	3	4	40	37.5	25.0%	32.0
01/02/2025 07:00:00	30.0	3	3	30	0.0	0.0%	27.3
01/02/2025 08:00:00	45.0	6	7	50	42.5	57.1%	36.3
01/02/2025 09:00:00	33.8	25	29	45	42.5	6.9%	29.2
01/02/2025 10:00:00	33.8	26	31	40	37.5	12.9%	28.8
01/02/2025 11:00:00	36.0	32	38	50	39.6	18.4%	29.0
01/02/2025 12:00:00	34.1	34	40	40	37.5	7.5%	28.9
01/02/2025 13:00:00	35.0	21	25	50	40.0	16.0%	29.4
01/02/2025 14:00:00	37.0	36	42	45	39.4	19.0%	30.4
01/02/2025 15:00:00	33.5	34	40	45	40.0	5.0%	27.9
01/02/2025 16:00:00	37.5	29	34	45	38.8	23.5%	28.6
01/02/2025 17:00:00	34.5	36	42	40	37.5	11.9%	29.0
01/02/2025 18:00:00	35.0	16	19	40	37.5	15.8%	30.8
01/02/2025 19:00:00	40.0	12	14	45	39.5	35.7%	32.9
01/02/2025 20:00:00	35.0	8	10	40	37.5	20.0%	30.1
01/02/2025 21:00:00	42.5	5	6	45	40.0	66.7%	35.5
01/02/2025 22:00:00	37.5	3	4	40	37.5	50.0%	32.0
01/02/2025 23:00:00	40.0	4	5	50	42.5	40.0%	33.0
02/02/2025 00:00:00	43.3	3	4	45	42.5	75.0%	39.5
02/02/2025 01:00:00	37.5	3	4	40	37.5	50.0%	34.5
02/02/2025 02:00:00	0.0	0	0	0	0.0	0.0%	0.0
02/02/2025 03:00:00	0.0	0	0	0	0.0	0.0%	0.0
02/02/2025 04:00:00	0.0	0	0	0	0.0	0.0%	0.0
02/02/2025 05:00:00	35.0	1	1	35	0.0	0.0%	32.0
02/02/2025 06:00:00	40.0	2	2	40	37.5	50.0%	32.0
02/02/2025 07:00:00	40.0	3	3	40	37.5	33.3%	28.7
02/02/2025 08:00:00	35.0	4	5	45	42.5	20.0%	32.0
02/02/2025 09:00:00	30.0	10	12	35	0.0	0.0%	25.8
02/02/2025 10:00:00	33.8	18	21	50	42.5	9.5%	27.3
02/02/2025 11:00:00	35.0	22	26	45	38.8	15.4%	28.2
02/02/2025 12:00:00	35.0	14	17	40	37.5	17.6%	28.7



02/02/2025 13:00:00	35.0	43	51	40	37.5	15.7%	30.1
02/02/2025 14:00:00	34.4	24	28	45	39.2	10.7%	28.4
02/02/2025 15:00:00	36.0	28	33	45	38.3	18.2%	31.0
02/02/2025 16:00:00	34.4	21	25	40	37.5	12.0%	28.6
02/02/2025 17:00:00	32.5	42	49	40	37.5	6.1%	26.8
02/02/2025 18:00:00	35.0	15	18	40	37.5	16.7%	29.8
02/02/2025 19:00:00	35.0	18	21	40	37.5	14.3%	27.4
02/02/2025 20:00:00	35.0	6	7	40	37.5	14.3%	29.4
02/02/2025 21:00:00	35.0	3	4	40	37.5	25.0%	31.0
02/02/2025 22:00:00	38.3	8	9	40	37.5	33.3%	31.4
02/02/2025 23:00:00	40.0	4	5	45	40.0	40.0%	33.2
03/02/2025 00:00:00	35.0	1	1	35	0.0	0.0%	32.0
03/02/2025 01:00:00	40.0	1	1	40	37.5	100.0%	37.0
03/02/2025 02:00:00	40.0	1	1	40	37.5	100.0%	37.0
03/02/2025 03:00:00	0.0	0	0	0	0.0	0.0%	0.0
03/02/2025 04:00:00	30.0	3	3	30	0.0	0.0%	25.3
03/02/2025 05:00:00	42.5	5	6	45	42.5	33.3%	33.7
03/02/2025 06:00:00	34.0	9	11	40	37.5	9.1%	30.4
03/02/2025 07:00:00	32.5	15	18	35	0.0	0.0%	27.7
03/02/2025 08:00:00	33.5	32	38	50	42.5	7.9%	28.8
03/02/2025 09:00:00	34.5	62	73	40	37.5	12.3%	28.7
03/02/2025 10:00:00	33.5	39	46	40	37.5	6.5%	26.7
03/02/2025 11:00:00	35.0	31	36	50	39.5	13.9%	29.3
03/02/2025 12:00:00	32.9	27	32	45	40.0	6.3%	26.5
03/02/2025 13:00:00	36.7	31	37	45	38.8	21.6%	29.1
03/02/2025 14:00:00	32.0	27	32	40	37.5	6.3%	27.5
03/02/2025 15:00:00	33.6	38	45	40	37.5	8.9%	28.4
03/02/2025 16:00:00	33.5	56	66	40	37.5	10.6%	27.7
03/02/2025 17:00:00	34.1	50	59	45	39.2	10.2%	27.9
03/02/2025 18:00:00	34.0	26	31	45	39.2	9.7%	28.5
03/02/2025 19:00:00	37.5	16	19	50	39.5	26.3%	32.0
03/02/2025 20:00:00	35.0	6	7	40	37.5	14.3%	29.3
03/02/2025 21:00:00	30.0	4	5	40	37.5	20.0%	23.0
03/02/2025 22:00:00	40.0	5	6	45	39.2	50.0%	32.8
03/02/2025 23:00:00	30.0	3	4	40	37.5	25.0%	24.5
04/02/2025 00:00:00	0.0	0	0	0	0.0	0.0%	0.0
04/02/2025 01:00:00	0.0	0	0	0	0.0	0.0%	0.0
04/02/2025 02:00:00	0.0	0	0	0	0.0	0.0%	0.0
04/02/2025 03:00:00	0.0	0	0	0	0.0	0.0%	0.0
04/02/2025 04:00:00	35.0	2	2	35	0.0	0.0%	29.5
04/02/2025 05:00:00	35.0	2	2	35	0.0	0.0%	32.0
04/02/2025 06:00:00	32.5	7	8	35	0.0	0.0%	28.4
04/02/2025 07:00:00	40.0	17	20	45	41.3	20.0%	30.4
04/02/2025 08:00:00	33.3	36	42	40	37.5	7.1%	27.9
04/02/2025 09:00:00	34.7	48	56	40	37.5	12.5%	29.1
04/02/2025 10:00:00	38.3	26	31	50	41.1	22.6%	29.2
04/02/2025 11:00:00	32.9	36	42	40	37.5	7.1%	26.5
04/02/2025 12:00:00	33.3	37	43	40	37.5	7.0%	27.7

04/02/2025 13:00:00	34.5	37	44	45	38.3	13.6%	28.9
04/02/2025 14:00:00	34.6	43	51	45	39.6	13.7%	28.5
04/02/2025 15:00:00	33.1	37	44	45	38.8	9.1%	26.9
04/02/2025 16:00:00	37.2	54	63	45	39.0	20.6%	29.4
04/02/2025 17:00:00	34.6	46	54	45	38.2	13.0%	27.8
04/02/2025 18:00:00	37.0	37	44	45	39.7	20.5%	29.0
04/02/2025 19:00:00	39.2	21	25	50	39.7	36.0%	31.4
04/02/2025 20:00:00	40.0	10	12	50	41.3	33.3%	30.5
04/02/2025 21:00:00	38.3	5	6	40	37.5	50.0%	32.0
04/02/2025 22:00:00	37.5	11	13	45	39.2	23.1%	28.8
04/02/2025 23:00:00	40.0	2	2	40	37.5	50.0%	34.5
05/02/2025 00:00:00	45.0	3	3	45	42.5	33.3%	32.3
05/02/2025 01:00:00	40.0	1	1	40	37.5	100.0%	37.0
05/02/2025 02:00:00	0.0	0	0	0	0.0	0.0%	0.0
05/02/2025 03:00:00	0.0	0	0	0	0.0	0.0%	0.0
05/02/2025 04:00:00	35.0	2	2	35	0.0	0.0%	24.5
05/02/2025 05:00:00	32.5	5	6	35	0.0	0.0%	27.0
05/02/2025 06:00:00	34.0	11	13	40	37.5	7.7%	29.5
05/02/2025 07:00:00	35.0	14	16	45	40.0	12.5%	28.8
05/02/2025 08:00:00	34.4	35	41	45	38.5	12.2%	27.8
05/02/2025 09:00:00	34.8	55	65	40	37.5	13.8%	29.4
05/02/2025 10:00:00	35.0	38	45	50	39.6	15.6%	28.0
05/02/2025 11:00:00	36.7	31	36	50	40.8	16.7%	27.9
05/02/2025 12:00:00	32.9	35	41	45	39.2	7.3%	27.5
05/02/2025 13:00:00	35.0	30	35	45	39.5	14.3%	28.9
05/02/2025 14:00:00	33.6	37	43	40	37.5	4.7%	27.3
05/02/2025 15:00:00	32.5	43	51	50	42.5	3.9%	26.7
05/02/2025 16:00:00	34.5	50	59	45	38.9	11.9%	28.9
05/02/2025 17:00:00	34.8	53	62	45	39.4	12.9%	30.1
05/02/2025 18:00:00	36.0	29	34	50	39.2	17.6%	30.0
05/02/2025 19:00:00	40.0	17	20	45	39.6	35.0%	31.1
05/02/2025 20:00:00	40.0	9	11	50	42.5	27.3%	32.5
05/02/2025 21:00:00	35.0	8	10	40	37.5	20.0%	30.2
05/02/2025 22:00:00	40.0	5	6	45	40.0	33.3%	32.2
05/02/2025 23:00:00	40.0	2	2	40	37.5	50.0%	32.0
06/02/2025 00:00:00	0.0	0	0	0	0.0	0.0%	0.0
06/02/2025 01:00:00	0.0	0	0	0	0.0	0.0%	0.0
06/02/2025 02:00:00	0.0	0	0	0	0.0	0.0%	0.0
06/02/2025 03:00:00	0.0	0	0	0	0.0	0.0%	0.0
06/02/2025 04:00:00	35.0	3	3	35	0.0	0.0%	30.3
06/02/2025 05:00:00	30.0	2	2	30	0.0	0.0%	27.0
06/02/2025 06:00:00	33.3	9	11	45	42.5	9.1%	28.8
06/02/2025 07:00:00	35.0	14	16	40	37.5	12.5%	26.8
06/02/2025 08:00:00	32.7	35	41	40	37.5	2.4%	26.8
06/02/2025 09:00:00	33.1	59	69	40	37.5	4.3%	27.4
06/02/2025 10:00:00	32.8	25	29	35	0.0	0.0%	26.2
06/02/2025 11:00:00	33.3	20	24	45	39.2	12.5%	27.3
06/02/2025 12:00:00	33.6	22	26	40	37.5	7.7%	27.3

06/02/2025 13:00:00	33.6	29	34	45	40.8	8.8%	28.0
06/02/2025 14:00:00	34.6	37	44	45	39.2	13.6%	28.6
06/02/2025 15:00:00	34.6	39	46	45	39.2	13.0%	28.5
06/02/2025 16:00:00	37.5	47	55	50	39.0	23.6%	29.9
06/02/2025 17:00:00	34.7	51	60	50	40.0	13.3%	29.2
06/02/2025 18:00:00	35.0	41	48	45	38.9	14.6%	28.1
06/02/2025 19:00:00	41.0	24	28	45	40.0	35.7%	30.4
06/02/2025 20:00:00	35.0	10	12	40	37.5	16.7%	30.4
06/02/2025 21:00:00	35.0	10	12	40	37.5	16.7%	28.3
06/02/2025 22:00:00	35.0	11	13	40	37.5	15.4%	28.5
06/02/2025 23:00:00	40.0	3	3	40	37.5	33.3%	32.0
07/02/2025 00:00:00	45.0	3	3	45	40.0	66.7%	37.0
07/02/2025 01:00:00	0.0	0	0	0	0.0	0.0%	0.0
07/02/2025 02:00:00	0.0	0	0	0	0.0	0.0%	0.0
07/02/2025 03:00:00	0.0	0	0	0	0.0	0.0%	0.0
07/02/2025 04:00:00	30.0	1	1	30	0.0	0.0%	27.0
07/02/2025 05:00:00	40.0	2	2	40	37.5	50.0%	32.0
07/02/2025 06:00:00	35.0	5	6	50	47.5	16.7%	32.8
07/02/2025 07:00:00	33.8	12	14	40	37.5	7.1%	27.9
07/02/2025 08:00:00	33.8	37	43	45	40.0	9.3%	27.5
07/02/2025 09:00:00	35.0	61	72	45	38.9	15.3%	28.7
07/02/2025 10:00:00	33.8	29	34	55	44.2	8.8%	27.9
07/02/2025 11:00:00	38.3	26	30	50	39.4	26.7%	30.2
07/02/2025 12:00:00	33.9	31	37	45	39.2	8.1%	29.3
07/02/2025 13:00:00	33.8	37	44	45	38.8	9.1%	28.8
07/02/2025 14:00:00	33.8	31	36	45	40.0	5.6%	28.3
07/02/2025 15:00:00	33.6	33	39	45	38.8	10.3%	27.8
07/02/2025 16:00:00	35.0	53	62	45	38.6	14.5%	29.4
07/02/2025 17:00:00	34.6	57	67	45	39.2	13.4%	29.3
07/02/2025 18:00:00	37.5	27	32	45	39.6	21.9%	30.6
07/02/2025 19:00:00	38.3	35	41	50	40.0	24.4%	31.3
07/02/2025 20:00:00	35.0	11	13	40	37.5	15.4%	27.5
07/02/2025 21:00:00	35.0	3	4	40	37.5	25.0%	29.5
07/02/2025 22:00:00	30.0	12	14	40	37.5	7.1%	24.9
07/02/2025 23:00:00	40.0	3	4	45	40.0	50.0%	33.3
08/02/2025 00:00:00	50.0	2	2	50	47.5	50.0%	37.0
08/02/2025 01:00:00	45.0	2	2	45	42.5	50.0%	37.0
08/02/2025 02:00:00	0.0	0	0	0	0.0	0.0%	0.0
08/02/2025 03:00:00	0.0	0	0	0	0.0	0.0%	0.0
08/02/2025 04:00:00	30.0	1	1	30	0.0	0.0%	27.0
08/02/2025 05:00:00	30.0	1	1	30	0.0	0.0%	27.0
08/02/2025 06:00:00	50.0	1	1	50	47.5	100.0%	47.0
08/02/2025 07:00:00	37.5	8	9	40	37.5	22.2%	29.2
08/02/2025 08:00:00	35.0	9	11	50	42.5	18.2%	30.7
08/02/2025 09:00:00	34.2	17	20	45	40.0	10.0%	27.7
08/02/2025 10:00:00	35.0	37	43	40	37.5	14.0%	28.2
08/02/2025 11:00:00	33.1	21	25	40	37.5	4.0%	28.4
08/02/2025 12:00:00	34.5	31	36	50	41.3	11.1%	28.6

08/02/2025 13:00:00	33.8	31	37	45	39.5	13.5%	26.7
08/02/2025 14:00:00	35.0	26	31	45	40.5	16.1%	30.2
08/02/2025 15:00:00	35.0	31	36	40	37.5	13.9%	29.0
08/02/2025 16:00:00	36.7	20	23	50	40.0	17.4%	28.7
08/02/2025 17:00:00	35.0	16	19	45	40.8	15.8%	31.1
08/02/2025 18:00:00	35.0	21	25	45	38.8	16.0%	28.5
08/02/2025 19:00:00	40.0	23	27	50	41.7	22.2%	28.5
08/02/2025 20:00:00	37.5	10	12	45	39.2	25.0%	31.3
08/02/2025 21:00:00	35.0	3	4	40	37.5	25.0%	29.5
08/02/2025 22:00:00	37.5	7	8	40	37.5	25.0%	31.5
08/02/2025 23:00:00	35.0	8	9	45	42.5	11.1%	28.8
09/02/2025 00:00:00	37.5	6	7	40	37.5	28.6%	27.1
09/02/2025 01:00:00	35.0	2	2	35	0.0	0.0%	29.5
09/02/2025 02:00:00	45.0	1	1	45	42.5	100.0%	42.0
09/02/2025 03:00:00	0.0	0	0	0	0.0	0.0%	0.0
09/02/2025 04:00:00	40.0	1	1	40	37.5	100.0%	37.0
09/02/2025 05:00:00	30.0	2	2	30	0.0	0.0%	24.5
09/02/2025 06:00:00	35.0	2	2	35	0.0	0.0%	29.5
09/02/2025 07:00:00	35.0	2	2	35	0.0	0.0%	29.5
09/02/2025 08:00:00	33.3	7	8	35	0.0	0.0%	28.4
09/02/2025 09:00:00	35.0	16	19	50	42.5	15.8%	29.2
09/02/2025 10:00:00	34.2	32	38	50	41.5	13.2%	28.2
09/02/2025 11:00:00	36.2	24	28	55	40.5	17.9%	29.3
09/02/2025 12:00:00	36.7	14	16	40	37.5	18.8%	27.9

Day/Time Ending	85th pctI (MPH)	85th pctI cnts	Total Cnts	Max Speed	Avg Speeder	% Speeders	Avg Speed
04/01/2025 00:00:00	37.6	201	237	60	40.1	22.8%	29.8
05/01/2025 00:00:00	38.0	269	316	50	40.0	24.4%	29.9
06/01/2025 00:00:00	38.9	200	235	55	40.2	28.1%	31.1
07/01/2025 00:00:00	38.2	356	419	60	40.3	24.6%	30.5
08/01/2025 00:00:00	37.4	402	473	60	39.9	21.6%	29.4
09/01/2025 00:00:00	35.1	408	480	50	38.3	15.2%	28.1
10/01/2025 00:00:00	36.8	413	486	50	39.3	20.2%	29.2
11/01/2025 00:00:00	36.8	397	467	50	39.9	19.3%	29.4
12/01/2025 00:00:00	34.5	173	203	50	39.3	12.3%	28.2
13/01/2025 00:00:00	33.8	208	245	50	39.5	10.2%	27.7
14/01/2025 00:00:00	34.3	484	570	55	38.9	11.8%	28.2
15/01/2025 00:00:00	34.3	523	615	50	39.0	10.7%	28.8
16/01/2025 00:00:00	34.3	495	582	50	38.3	11.3%	28.1
17/01/2025 00:00:00	35.0	482	567	50	38.8	14.8%	29.4
18/01/2025 00:00:00	35.0	518	609	60	39.2	14.9%	29.0
19/01/2025 00:00:00	35.5	330	388	50	39.0	16.2%	29.1
20/01/2025 00:00:00	34.8	275	324	60	38.8	13.9%	29.1
21/01/2025 00:00:00	34.2	507	597	55	39.8	11.2%	28.3
22/01/2025 00:00:00	34.7	524	616	50	38.8	13.1%	28.7
23/01/2025 00:00:00	34.9	473	557	55	38.5	14.5%	29.0
24/01/2025 00:00:00	34.4	470	553	50	39.1	12.5%	28.4
25/01/2025 00:00:00	34.6	496	584	50	39.2	13.0%	28.5
26/01/2025 00:00:00	34.4	365	429	50	39.5	11.9%	28.2
27/01/2025 00:00:00	34.9	290	341	50	38.9	14.4%	28.4
28/01/2025 00:00:00	34.8	511	601	55	39.4	14.0%	28.6
29/01/2025 00:00:00	34.7	478	562	50	39.1	13.3%	29.4
30/01/2025 00:00:00	34.5	517	608	50	39.2	12.7%	28.6
31/01/2025 00:00:00	34.4	526	619	50	38.6	12.1%	28.4
01/02/2025 00:00:00	34.7	487	573	45	38.9	13.3%	28.7
02/02/2025 00:00:00	36.2	342	402	50	39.5	17.7%	29.7
03/02/2025 00:00:00	34.9	291	342	50	38.2	14.6%	28.9
04/02/2025 00:00:00	34.4	490	576	50	38.7	11.8%	28.3
05/02/2025 00:00:00	35.2	516	607	50	39.1	15.5%	28.6
06/02/2025 00:00:00	34.7	509	599	50	39.3	13.2%	28.7
07/02/2025 00:00:00	34.5	492	579	50	39.1	12.8%	28.3
08/02/2025 00:00:00	34.8	507	597	55	39.5	14.1%	29.0
09/02/2025 00:00:00	35.3	329	387	50	39.7	15.5%	28.9
09/02/2025 11:59:59	35.0	101	119	55	40.6	15.1%	28.8

Incoming Weekly Counts  
Tittleshall war memorial

from Fri-Jan-03-2025-12-00-PM to Sun-Feb-09-2025-11-59-AM

	30/12/2024	to	05/01/2025							
	Monday	Tuesday	Wednesday	Thursday	Friday	Saturday	Sunday	Week	Weekend	Week Day 85%
Hour	30/12/2024	31/12/2024	01/01/2025	02/01/2025	03/01/2025	04/01/2025	05/01/2025	Day Avg	Avg	Avg Speed
0 - 1	*	*	*	*	*	0	1	0	0.5	0
1 - 2	*	*	*	*	*	0	2	0	1	0
2 - 3	*	*	*	*	*	0	2	0	1	0
3 - 4	*	*	*	*	*	0	1	0	0.5	0
4 - 5	*	*	*	*	*	1	0	0	0.5	0
5 - 6	*	*	*	*	*	9	2	0	5.5	0
6 - 7	*	*	*	*	*	3	2	0	2.5	0
7 - 8	*	*	*	*	*	11	3	0	7	0
8 - 9	*	*	*	*	*	20	4	0	12	0
9 - 10	*	*	*	*	*	12	26	0	19	0
10 - 11	*	*	*	*	*	24	36	0	30	0
11 - 12	*	*	*	*	*	27	18	0	22.5	0
12 - 13	*	*	*	*	26	37	24	26	30.5	36.7
13 - 14	*	*	*	*	38	32	31	38	31.5	34.6
14 - 15	*	*	*	*	30	35	17	30	26	38
15 - 16	*	*	*	*	39	27	22	39	24.5	39
16 - 17	*	*	*	*	42	20	16	42	18	34.2
17 - 18	*	*	*	*	28	18	7	28	12.5	38.3
18 - 19	*	*	*	*	18	19	8	18	13.5	38.8
19 - 20	*	*	*	*	9	12	5	9	8.5	45
20 - 21	*	*	*	*	1	4	3	1	3.5	35
21 - 22	*	*	*	*	2	5	2	2	3.5	40
22 - 23	*	*	*	*	2	0	2	2	1	45
23 - 24	*	*	*	*	2	0	1	2	0.5	40
Totals	0	0	0	0	237	316	235			
% of Total	0%	0%	0%	0%	30.08%	40.1%	29.82%			

Incoming Weekly Counts  
Tittleshall war memorial

from Fri-Jan-03-2025-12-00-PM to Sun-Feb-09-2025-11-59-AM

	06/01/2025	to	12/01/2025							
	Monday	Tuesday	Wednesday	Thursday	Friday	Saturday	Sunday	Week	Weekend	Week Day 85%
Hour	06/01/2025	07/01/2025	08/01/2025	09/01/2025	10/01/2025	11/01/2025	12/01/2025	Day Avg	Avg	Avg Speed
0 - 1	1	0	0	0	0	2	1	0.2	1.5	30
1 - 2	0	0	0	0	0	0	0	0	0	0
2 - 3	0	0	1	0	1	0	0	0.4	0	42.5
3 - 4	1	1	0	0	0	1	0	0.4	0.5	42.5
4 - 5	1	1	1	1	4	2	1	1.6	1.5	39
5 - 6	10	13	9	8	9	1	3	9.8	2	39.26
6 - 7	14	17	12	13	7	3	2	12.6	2.5	38.68
7 - 8	42	25	31	38	38	6	2	34.8	4	38.36
8 - 9	27	35	42	49	41	0	5	38.8	2.5	35.88
9 - 10	25	40	27	39	27	0	19	31.6	9.5	35.66
10 - 11	29	34	40	30	34	0	23	33.4	11.5	35.94
11 - 12	36	39	39	43	34	0	24	38.2	12	35.12
12 - 13	31	23	26	40	37	14	37	31.4	25.5	35.88
13 - 14	22	31	25	35	32	25	20	29	22.5	35.8
14 - 15	29	24	33	31	25	20	15	28.4	17.5	36.12
15 - 16	36	43	53	52	48	23	36	46.4	29.5	37.26
16 - 17	39	51	44	34	56	46	29	44.8	37.5	33.8
17 - 18	33	41	47	34	38	22	12	38.6	17	38.14
18 - 19	28	25	26	21	16	14	3	23.2	8.5	38.94
19 - 20	7	22	9	5	15	12	5	11.6	8.5	39.68
20 - 21	5	5	10	4	2	0	5	5.2	2.5	39.16
21 - 22	1	0	3	4	2	8	3	2	5.5	35.83
22 - 23	1	3	1	5	1	4	0	2.2	2	35.66
23 - 24	1	0	1	0	0	0	0	0.4	0	37.5
Totals	419	473	480	486	467	203	245			
% of Total	15.11%	17.06%	17.31%	17.53%	16.84%	7.32%	8.84%			

Incoming Weekly Counts  
Tittleshall war memorial

from Fri-Jan-03-2025-12-00-PM to Sun-Feb-09-2025-11-59-AM

	13/01/2025	to	19/01/2025							
	Monday	Tuesday	Wednesday	Thursday	Friday	Saturday	Sunday	Week	Weekend	Week Day 85%
Hour	13/01/2025	14/01/2025	15/01/2025	16/01/2025	17/01/2025	18/01/2025	19/01/2025	Day Avg	Avg	Avg Speed
0 - 1	1	2	0	1	0	1	1	0.8	1	40
1 - 2	0	0	0	0	0	0	1	0	0.5	0
2 - 3	0	0	1	0	0	0	0	0.2	0	30
3 - 4	3	2	1	1	2	1	1	1.8	1	37
4 - 5	6	1	4	2	2	1	0	3	0.5	34.16
5 - 6	9	11	10	13	7	6	3	10	4.5	36.66
6 - 7	10	12	20	19	13	3	1	14.8	2	34.88
7 - 8	49	57	41	43	46	11	4	47.2	7.5	33.3
8 - 9	66	72	74	63	69	21	14	68.8	17.5	33.98
9 - 10	56	42	40	31	41	24	31	42	27.5	33
10 - 11	41	26	25	39	36	34	23	33.4	28.5	34.48
11 - 12	33	38	35	30	34	39	20	34	29.5	35.16
12 - 13	38	45	42	33	38	48	30	39.2	39	34.8
13 - 14	29	41	30	24	47	33	40	34.2	36.5	35.26
14 - 15	39	40	38	46	53	30	32	43.2	31	34.8
15 - 16	52	66	74	59	64	33	54	63	43.5	34.28
16 - 17	48	54	54	50	61	29	29	53.4	29	33.96
17 - 18	34	42	30	37	29	26	16	34.4	21	35.36
18 - 19	29	28	30	32	30	17	9	29.8	13	36.9
19 - 20	13	18	14	14	7	9	5	13.2	7	37.2
20 - 21	7	4	8	8	14	7	3	8.2	5	34.34
21 - 22	3	12	7	13	6	6	6	8.2	6	35.5
22 - 23	3	1	1	6	4	7	1	3	4	37
23 - 24	1	1	3	3	6	2	0	2.8	1	34.66
Totals	570	615	582	567	609	388	324			
% of Total	15.6%	16.83%	15.92%	15.51%	16.66%	10.62%	8.86%			



Incoming Weekly Counts  
Tittleshall war memorial

from Fri-Jan-03-2025-12-00-PM to Sun-Feb-09-2025-11-59-AM

	20/01/2025	to	26/01/2025							
	Monday	Tuesday	Wednesday	Thursday	Friday	Saturday	Sunday	Week	Weekend	Week Day 85%
Hour	20/01/2025	21/01/2025	22/01/2025	23/01/2025	24/01/2025	25/01/2025	26/01/2025	Day Avg	Avg	Avg Speed
0 - 1	2	1	0	0	0	2	0	0.6	1	45
1 - 2	0	0	1	1	0	0	2	0.4	1	30
2 - 3	0	0	0	2	0	0	2	0.4	1	35
3 - 4	1	1	1	1	3	0	1	1.4	0.5	38
4 - 5	5	1	2	2	4	0	4	2.8	2	36
5 - 6	10	11	14	9	6	4	4	10	4	35.8
6 - 7	12	16	11	18	14	5	4	14.2	4.5	38
7 - 8	48	47	52	44	47	10	4	47.6	7	33.58
8 - 9	70	65	69	75	75	23	30	70.8	26.5	34.32
9 - 10	47	35	42	34	27	23	23	37	23	33.48
10 - 11	31	35	41	32	25	34	30	32.8	32	34.22
11 - 12	51	39	33	34	32	52	38	37.8	45	33.74
12 - 13	46	46	30	39	46	29	36	41.4	32.5	34.26
13 - 14	42	33	36	32	44	35	43	37.4	39	34.02
14 - 15	29	44	39	27	43	37	30	36.4	33.5	34.94
15 - 16	58	66	52	66	54	38	26	59.2	32	34.06
16 - 17	57	64	54	55	52	44	20	56.4	32	34.2
17 - 18	36	45	33	26	44	38	13	36.8	25.5	34.96
18 - 19	27	37	23	20	23	23	12	26	17.5	36.34
19 - 20	7	12	11	10	15	7	8	11	7.5	36.8
20 - 21	10	1	7	8	10	8	7	7.2	7.5	34.66
21 - 22	4	10	1	11	8	5	3	6.8	4	38.14
22 - 23	4	6	5	5	8	8	1	5.6	4.5	39
23 - 24	0	1	0	2	4	4	0	1.4	2	40
Totals	597	616	557	553	584	429	341			
% of Total	16.24%	16.75%	15.15%	15.04%	15.88%	11.67%	9.27%			

Incoming Weekly Counts  
Tittleshall war memorial

from Fri-Jan-03-2025-12-00-PM to Sun-Feb-09-2025-11-59-AM

	27/01/2025	to	02/02/2025							
	Monday	Tuesday	Wednesday	Thursday	Friday	Saturday	Sunday	Week	Weekend	Week Day 85%
Hour	27/01/2025	28/01/2025	29/01/2025	30/01/2025	31/01/2025	01/02/2025	02/02/2025	Day Avg	Avg	Avg Speed
0 - 1	1	0	0	1	1	1	4	0.6	2.5	40
1 - 2	0	0	0	0	0	0	0	0	0	0
2 - 3	0	0	0	0	0	0	0	0	0	0
3 - 4	3	1	0	0	1	1	0	1	0.5	36.67
4 - 5	4	2	3	5	2	3	1	3.2	2	36.5
5 - 6	10	11	9	14	4	4	2	9.6	3	35.82
6 - 7	14	18	13	13	21	3	3	15.8	3	41.26
7 - 8	46	49	48	53	44	7	5	48	6	34.6
8 - 9	68	57	76	74	66	29	12	68.2	20.5	34.38
9 - 10	54	30	39	44	39	31	21	41.2	26	33.62
10 - 11	27	30	40	35	41	38	26	34.6	32	33.76
11 - 12	42	42	42	33	32	40	17	38.2	28.5	33.74
12 - 13	35	46	35	38	35	25	51	37.8	38	34.52
13 - 14	41	31	44	29	35	42	28	36	35	34.6
14 - 15	40	37	45	46	30	40	33	39.6	36.5	34.82
15 - 16	48	50	55	79	71	34	25	60.6	29.5	34.8
16 - 17	78	67	72	56	58	42	49	66.2	45.5	33.32
17 - 18	37	30	31	30	32	19	18	32	18.5	34.96
18 - 19	21	30	26	28	35	14	21	28	17.5	36.1
19 - 20	14	12	12	11	8	10	7	11.4	8.5	35.76
20 - 21	6	5	8	10	5	6	4	6.8	5	37.26
21 - 22	4	11	5	15	7	4	9	8.4	6.5	35.96
22 - 23	7	3	4	3	2	5	5	3.8	5	41
23 - 24	1	0	1	2	4	4	1	1.6	2.5	33.12
Totals	601	562	608	619	573	402	342			
% of Total	16.21%	15.16%	16.4%	16.7%	15.46%	10.84%	9.23%			

Incoming Weekly Counts  
Tittleshall war memorial

from Fri-Jan-03-2025-12-00-PM to Sun-Feb-09-2025-11-59-AM

	03/02/2025	to	09/02/2025							
	Monday	Tuesday	Wednesday	Thursday	Friday	Saturday	Sunday	Week	Weekend	Week Day 85%
Hour	03/02/2025	04/02/2025	05/02/2025	06/02/2025	07/02/2025	08/02/2025	09/02/2025	Day Avg	Avg	Avg Speed
0 - 1	1	0	1	0	0	2	2	0.4	2	40
1 - 2	1	0	0	0	0	0	1	0.2	0.5	40
2 - 3	0	0	0	0	0	0	0	0	0	0
3 - 4	3	2	2	3	1	1	1	2.2	1	33
4 - 5	6	2	6	2	2	1	2	3.6	1.5	36
5 - 6	11	8	13	11	6	1	2	9.8	1.5	33.76
6 - 7	18	20	16	16	14	9	2	16.8	5.5	35.26
7 - 8	38	42	41	41	43	11	8	41	9.5	33.54
8 - 9	73	56	65	69	72	20	19	67	19.5	34.42
9 - 10	46	31	45	29	34	43	38	37	40.5	34.68
10 - 11	36	42	36	24	30	25	28	33.6	26.5	35.24
11 - 12	32	43	41	26	37	36	16	35.8	26	33.32
12 - 13	37	44	35	34	44	37	*	38.8	37	34.72
13 - 14	32	51	43	44	36	31	*	41.2	31	33.72
14 - 15	45	44	51	46	39	36	*	45	36	33.48
15 - 16	66	63	59	55	62	23	*	61	23	35.54
16 - 17	59	54	62	60	67	19	*	60.4	19	34.56
17 - 18	31	44	34	48	32	25	*	37.8	25	35.9
18 - 19	19	25	20	28	41	27	*	26.6	27	39.2
19 - 20	7	12	11	12	13	12	*	11	12	37
20 - 21	5	6	10	12	4	4	*	7.4	4	34.66
21 - 22	6	13	6	13	14	8	*	10.4	8	36.5
22 - 23	4	2	2	3	4	9	*	3	9	38
23 - 24	0	3	0	3	2	7	*	1.6	7	46.67
Totals	576	607	599	579	597	387	119			
% of Total	16.63%	17.52%	17.29%	16.71%	17.23%	11.17%	3.44%			

Incoming Monthly Counts  
Tittleshall war memorial

from Fri-Jan-03-2025-12-00-PM to Sun-Feb-09-2025-11-59-AM

	Jan 2025									
	Monday	Tuesday	Wednesday	Thursday	Friday	Saturday	Sunday	Week	Weekend	Week Day 85%
Hour								Day Avg	Avg	Avg Speed
0 - 1	5	3	0	2	1	5	3	2.2	4	39.58
1 - 2	0	0	1	1	0	0	5	0.4	2.5	30
2 - 3	0	0	2	2	1	0	4	1	2	40
3 - 4	8	5	2	2	6	2	3	4.6	2.5	39.5
4 - 5	16	5	10	10	12	4	5	10.6	4.5	36.68
5 - 6	39	46	42	44	26	20	12	39.4	16	37.04
6 - 7	50	63	56	63	55	14	9	57.4	11.5	38.2
7 - 8	185	178	172	178	175	38	13	177.6	25.5	34.32
8 - 9	231	229	261	261	251	64	53	246.6	58.5	34.36
9 - 10	182	147	148	148	134	59	99	151.8	79	33.84
10 - 11	128	125	146	136	136	92	112	134.2	102	34.44
11 - 12	162	158	149	140	132	118	100	148.2	109	34.3
12 - 13	150	160	133	150	182	128	127	155	127.5	34.88
13 - 14	134	136	135	120	196	125	134	144.2	129.5	34.8
14 - 15	137	145	155	150	181	122	94	153.6	108	35.22
15 - 16	194	225	234	256	276	121	138	237	129.5	35.08
16 - 17	222	236	224	195	269	139	94	229.2	116.5	33.88
17 - 18	140	158	141	127	171	104	48	147.4	76	36
18 - 19	105	120	105	101	122	73	32	110.6	52.5	36.88
19 - 20	41	64	46	40	54	40	23	49	31.5	38.46
20 - 21	28	15	33	30	32	19	18	27.6	18.5	38.32
21 - 22	12	33	16	43	25	24	14	25.8	19	37.86
22 - 23	15	13	11	19	17	19	4	15	11.5	40.74
23 - 24	3	2	5	7	16	6	1	6.6	3.5	37
Totals	2187	2266	2227	2225	2470	1336	1145			
% of Total	15.78%	16.35%	16.07%	16.06%	17.83%	9.64%	8.26%			

Incoming Monthly Counts  
Tittleshall war memorial

from Fri-Jan-03-2025-12-00-PM to Sun-Feb-09-2025-11-59-AM

	Feb 2025									
	Monday	Tuesday	Wednesday	Thursday	Friday	Saturday	Sunday	Week	Weekend	Week Day 85%
Hour								Day Avg	Avg	Avg Speed
0 - 1	1	0	1	0	0	3	6	0.4	4.5	40
1 - 2	1	0	0	0	0	0	1	0.2	0.5	40
2 - 3	0	0	0	0	0	0	0	0	0	0
3 - 4	3	2	2	3	1	2	1	2.2	1.5	33
4 - 5	6	2	6	2	2	4	3	3.6	3.5	36
5 - 6	11	8	13	11	6	5	4	9.8	4.5	33.76
6 - 7	18	20	16	16	14	12	5	16.8	8.5	35.26
7 - 8	38	42	41	41	43	18	13	41	15.5	33.54
8 - 9	73	56	65	69	72	49	31	67	40	34.42
9 - 10	46	31	45	29	34	74	59	37	66.5	34.68
10 - 11	36	42	36	24	30	63	54	33.6	58.5	35.24
11 - 12	32	43	41	26	37	76	33	35.8	54.5	33.32
12 - 13	37	44	35	34	44	62	51	38.8	56.5	34.72
13 - 14	32	51	43	44	36	73	28	41.2	50.5	33.72
14 - 15	45	44	51	46	39	76	33	45	54.5	33.48
15 - 16	66	63	59	55	62	57	25	61	41	35.54
16 - 17	59	54	62	60	67	61	49	60.4	55	34.56
17 - 18	31	44	34	48	32	44	18	37.8	31	35.9
18 - 19	19	25	20	28	41	41	21	26.6	31	39.2
19 - 20	7	12	11	12	13	22	7	11	14.5	37
20 - 21	5	6	10	12	4	10	4	7.4	7	34.66
21 - 22	6	13	6	13	14	12	9	10.4	10.5	36.5
22 - 23	4	2	2	3	4	14	5	3	9.5	38
23 - 24	0	3	0	3	2	11	1	1.6	6	46.67
Totals	576	607	599	579	597	789	461			
% of Total	13.69%	14.42%	14.23%	13.76%	14.19%	18.75%	10.96%			

Incoming Weekly Speeds  
Tittleshall war memorial

from Fri-Jan-03-2025-12-00-PM to Sun-Feb-09-2025-11-59-AM

	30/12/2024	to	05/01/2025							
	Monday	Tuesday	Wednesday	Thursday	Friday	Saturday	Sunday	Week	Weekend	Week Day 85%
Hour	30/12/2024	31/12/2024	01/01/2025	02/01/2025	03/01/2025	04/01/2025	05/01/2025	Day Avg	Avg	Avg Speed
0 - 1	*	*	*	*	*	0	37	0	37	0
1 - 2	*	*	*	*	*	0	34.5	0	34.5	0
2 - 3	*	*	*	*	*	0	29.5	0	29.5	0
3 - 4	*	*	*	*	*	0	32	0	32	0
4 - 5	*	*	*	*	*	32	0	0	32	0
5 - 6	*	*	*	*	*	25.44	29.5	0	26.18	0
6 - 7	*	*	*	*	*	30.33	32	0	31	0
7 - 8	*	*	*	*	*	29.82	33.67	0	30.64	0
8 - 9	*	*	*	*	*	30.3	29.5	0	30.17	0
9 - 10	*	*	*	*	*	26.75	28	0	27.61	0
10 - 11	*	*	*	*	*	29.29	28.75	0	28.97	0
11 - 12	*	*	*	*	*	31.59	30.72	0	31.24	0
12 - 13	*	*	*	*	28.65	30.78	30.62	28.65	30.72	36.7
13 - 14	*	*	*	*	28.79	30.66	31.84	28.79	31.24	34.6
14 - 15	*	*	*	*	28.7	28.34	32.47	28.7	29.69	38
15 - 16	*	*	*	*	30.95	30.26	33.5	30.95	31.71	39
16 - 17	*	*	*	*	28.55	28.6	30.81	28.55	29.58	34.2
17 - 18	*	*	*	*	29.89	32.89	36.43	29.89	33.88	38.3
18 - 19	*	*	*	*	31.56	32.16	35.12	31.56	33.04	38.8
19 - 20	*	*	*	*	35.44	27.92	35	35.44	30	45
20 - 21	*	*	*	*	32	25.75	30.33	32	27.71	35
21 - 22	*	*	*	*	29.5	31	29.5	29.5	30.57	40
22 - 23	*	*	*	*	39.5	0	29.5	39.5	29.5	45
23 - 24	*	*	*	*	32	0	27	32	27	40
Totals	0	0	0	0	29.8	29.9	31.1			
% of Total	0%	0%	0%	0%	32.82%	32.93%	34.25%			

Incoming Weekly Speeds  
Tittleshall war memorial

from Fri-Jan-03-2025-12-00-PM to Sun-Feb-09-2025-11-59-AM

	06/01/2025	to	12/01/2025							
	Monday	Tuesday	Wednesday	Thursday	Friday	Saturday	Sunday	Week	Weekend	Week Day 85%
Hour	06/01/2025	07/01/2025	08/01/2025	09/01/2025	10/01/2025	11/01/2025	12/01/2025	Day Avg	Avg	Avg Speed
0 - 1	27	0	0	0	0	14.5	27	27	18.67	30
1 - 2	0	0	0	0	0	0	0	0	0	0
2 - 3	0	0	37	0	42	0	0	39.5	0	42.5
3 - 4	42	37	0	0	0	37	0	39.5	37	42.5
4 - 5	52	32	32	32	30.75	39.5	27	33.88	35.33	39
5 - 6	38	26.85	29.78	29.5	29.33	27	25.33	30.55	25.75	39.26
6 - 7	33.57	31.59	29.17	30.92	28.57	25.33	29.5	31.1	27	38.68
7 - 8	28.6	35.04	28.35	29.18	29	27.83	22	29.7	26.38	38.36
8 - 9	30.7	30.23	27.83	30.71	28.05	0	29	29.44	29	35.88
9 - 10	29.56	28.8	25.37	29.44	28.19	0	24.32	28.39	24.32	35.66
10 - 11	29.79	28.53	26.25	27	28.18	0	27.13	27.86	27.13	35.94
11 - 12	30.56	26.46	27.13	26.35	27.06	0	26.33	27.45	26.33	35.12
12 - 13	30.48	30.65	25.08	29.9	27.97	25.5	26.14	28.87	25.96	35.88
13 - 14	29.27	28.13	27.36	27.06	29.75	31.04	25.15	28.27	28.42	35.8
14 - 15	30.17	27.42	28.36	30.13	30.72	31.15	30.53	29.37	30.89	36.12
15 - 16	30.64	30.35	29.23	30.92	31.21	26.52	26.75	30.44	26.66	37.26
16 - 17	28.18	27.82	29.32	26.24	28.48	27.37	29.48	28.1	28.19	33.8
17 - 18	31.79	31.15	28.77	30.47	31.16	26.77	34.17	30.56	29.38	38.14
18 - 19	30	29.76	29.88	31.24	32.69	28.21	35.33	30.52	29.47	38.94
19 - 20	37.14	29.86	30.56	31.2	31.13	30.42	35.2	31.29	31.82	39.68
20 - 21	36	28	30.2	27	42	0	32	31.31	32	39.16
21 - 22	27	0	27	34.75	32	28.88	27	31.1	28.36	35.83
22 - 23	37	28.67	37	30.4	22	28.25	0	30.36	28.25	35.66
23 - 24	32	0	37	0	0	0	0	34.5	0	37.5
Totals	30.5	29.4	28.1	29.2	29.4	28.2	27.6			
% of Total	15.07%	14.53%	13.88%	14.43%	14.53%	13.93%	13.64%			

Incoming Weekly Speeds  
Tittleshall war memorial

from Fri-Jan-03-2025-12-00-PM to Sun-Feb-09-2025-11-59-AM

	13/01/2025	to	19/01/2025							
	Monday	Tuesday	Wednesday	Thursday	Friday	Saturday	Sunday	Week	Weekend	Week Day 85%
Hour	13/01/2025	14/01/2025	15/01/2025	16/01/2025	17/01/2025	18/01/2025	19/01/2025	Day Avg	Avg	Avg Speed
0 - 1	47	29.5	0	32	0	42	22	34.5	32	40
1 - 2	0	0	0	0	0	0	32	0	32	0
2 - 3	0	0	27	0	0	0	0	27	0	30
3 - 4	28.67	24.5	37	37	29.5	27	32	29.78	29.5	37
4 - 5	34.5	32	23.25	27.5	37	37	0	30.73	37	34.16
5 - 6	32.67	33.91	30.1	27.62	30.57	30.33	32	30.82	30.89	36.66
6 - 7	29	27.25	28.95	26.11	32.08	33.67	22	28.5	30.75	34.88
7 - 8	27.49	27.82	28.59	27.16	27.96	26.82	32	27.79	28.2	33.3
8 - 9	28.98	27.53	27.93	30.35	29	27.9	26.86	28.71	27.49	33.98
9 - 10	24.16	28.14	26.38	28	28.68	28.88	27.9	26.83	28.33	33
10 - 11	27.37	29.65	28.36	28.59	28.5	27.82	27.43	28.4	27.67	34.48
11 - 12	27.42	27.87	27.83	29.73	29.03	29.59	29.15	28.34	29.44	35.16
12 - 13	29.42	28.44	27.38	29.67	28.87	27.15	28.43	28.69	27.64	34.8
13 - 14	28.76	27.98	30.77	31.04	28.81	28	29.4	29.26	28.77	35.26
14 - 15	27.59	30.08	29.47	29.33	29.57	30.93	28.62	29.24	29.74	34.8
15 - 16	28.73	29.02	27.53	30	28.47	29.61	29.87	28.69	29.77	34.28
16 - 17	27.85	29.57	27.3	28.38	28.54	29.38	28.41	28.34	28.9	33.96
17 - 18	28.59	29.88	28.13	30.84	29.28	29.85	32.06	29.42	30.69	35.36
18 - 19	28.72	29.54	28.27	30.09	30.2	31.59	31.44	29.38	31.54	36.9
19 - 20	34.92	29.61	32.07	32.86	30	31.44	31	31.91	31.29	37.2
20 - 21	24.29	32	25.25	29.5	28.21	27	32	27.59	28.5	34.34
21 - 22	27.33	31.67	24.14	28.69	32	29.5	30.33	29.17	29.92	35.5
22 - 23	33.67	27	32	37	30.75	30.57	37	33.67	31.37	37
23 - 24	27	27	32	30.33	29.67	29.5	0	29.93	29.5	34.66
Totals	28.2	28.8	28.1	29.4	29	29.1	29.1			
% of Total	13.98%	14.28%	13.93%	14.58%	14.38%	14.43%	14.43%			



Incoming Weekly Speeds  
Tittleshall war memorial

from Fri-Jan-03-2025-12-00-PM to Sun-Feb-09-2025-11-59-AM

	20/01/2025	to	26/01/2025							
	Monday	Tuesday	Wednesday	Thursday	Friday	Saturday	Sunday	Week	Weekend	Week Day 85%
Hour	20/01/2025	21/01/2025	22/01/2025	23/01/2025	24/01/2025	25/01/2025	26/01/2025	Day Avg	Avg	Avg Speed
0 - 1	39.5	37	0	0	0	34.5	0	38.67	34.5	45
1 - 2	0	0	27	27	0	0	19.5	27	19.5	30
2 - 3	0	0	0	29.5	0	0	29.5	29.5	29.5	35
3 - 4	27	37	32	37	30.33	0	27	32	27	38
4 - 5	34	27	32	29.5	34.5	0	20.75	32.71	20.75	36
5 - 6	29.8	31.18	31.57	28.78	31.17	34.5	28.5	30.58	31.5	35.8
6 - 7	29.17	28.12	28.45	29	36.07	31	30.75	30.14	30.89	38
7 - 8	27.21	27.72	29.04	27.93	28.45	32.2	28.25	28.09	31.07	33.58
8 - 9	28.99	29.25	29.65	27.76	27.23	28.26	25.6	28.53	26.75	34.32
9 - 10	25.6	25.6	27.76	28.06	28.52	26.83	28.78	26.97	27.8	33.48
10 - 11	26.58	28.4	27.73	29.75	28.4	28.26	26.83	28.15	27.59	34.22
11 - 12	26.16	26.49	29.3	29.47	27.88	26.92	26.45	27.66	26.72	33.74
12 - 13	27.17	30.09	28.83	27.95	26.93	27.9	29.75	28.15	28.92	34.26
13 - 14	27.67	27.88	29.08	27.53	26.86	27.86	29.09	27.76	28.54	34.02
14 - 15	29.31	28.2	28.15	27.85	31	28.65	29.17	28.98	28.88	34.94
15 - 16	29.38	29.89	28.1	27.03	28.11	27.11	29.04	28.51	27.89	34.06
16 - 17	28.32	27.89	28.96	27.87	28.71	27.82	30.1	28.33	28.53	34.2
17 - 18	28.67	29.24	30.21	30.5	27.7	29.71	27.54	29.11	29.16	34.96
18 - 19	32.19	29.81	30.48	29.4	29.83	26.39	27.08	30.36	26.63	36.34
19 - 20	30.71	32.08	29.36	34.6	31.2	30	35.12	31.58	32.73	36.8
20 - 21	28.7	32	29.86	27.12	28.2	28.38	33.43	28.53	30.73	34.66
21 - 22	35.75	29.1	37	28.45	26.5	29	28.67	29.29	28.87	38.14
22 - 23	32	37	29	30.2	29	28.25	37	31.36	29.22	39
23 - 24	0	32	0	37	32	33.25	0	33.43	33.25	40
Totals	28.3	28.7	29	28.4	28.5	28.2	28.4			
% of Total	14.19%	14.39%	14.54%	14.24%	14.29%	14.14%	14.24%			

Incoming Weekly Speeds  
Tittleshall war memorial

from Fri-Jan-03-2025-12-00-PM to Sun-Feb-09-2025-11-59-AM

	27/01/2025	to	02/02/2025							
	Monday	Tuesday	Wednesday	Thursday	Friday	Saturday	Sunday	Week	Weekend	Week Day 85%
Hour	27/01/2025	28/01/2025	29/01/2025	30/01/2025	31/01/2025	01/02/2025	02/02/2025	Day Avg	Avg	Avg Speed
0 - 1	47	0	0	32	32	42	34.5	37	36	40
1 - 2	0	0	0	0	0	0	0	0	0	0
2 - 3	0	0	0	0	0	0	0	0	0	0
3 - 4	28.67	32	0	0	37	27	0	31	27	36.67
4 - 5	35.75	32	28.67	31	32	34	32	32	33.5	36.5
5 - 6	31.8	32.18	31.67	30.71	30.75	32	32	31.46	32	35.82
6 - 7	30.36	31.56	31.69	30.15	32.57	27.33	28.67	31.41	28	41.26
7 - 8	28.17	28.78	28.81	29.66	28.23	36.29	32	28.76	34.5	34.6
8 - 9	29.13	29.6	28.47	27.91	28.58	29.21	25.75	28.69	28.2	34.38
9 - 10	26.63	28.57	27.33	26.32	26.46	28.81	27.29	26.95	28.19	33.62
10 - 11	30	27.27	26.52	28.63	25.46	28.97	28.15	27.37	28.64	33.76
11 - 12	27.21	27.14	28.38	27.52	26.94	28.88	28.71	27.46	28.82	33.74
12 - 13	30.4	28.57	27.23	27.82	28.83	29.4	30.12	28.56	29.88	34.52
13 - 14	29.27	31.23	28.75	28.76	28.34	30.43	28.36	29.22	29.6	34.6
14 - 15	28.27	30.08	29.56	26.74	30.13	27.88	31.03	28.83	29.3	34.82
15 - 16	28.79	29.1	29.44	27.24	29.38	28.56	28.64	28.69	28.59	34.8
16 - 17	27.19	28.99	28.14	28.11	28.83	29	26.76	28.2	27.79	33.32
17 - 18	27.89	29.73	26.39	29.43	29	30.79	29.78	28.46	30.3	34.96
18 - 19	30.67	30.4	28.31	31.14	29.34	32.86	27.38	29.94	29.57	36.1
19 - 20	27.79	34.67	29.33	32.91	28.38	30.1	29.43	30.63	29.82	35.76
20 - 21	28.67	31.2	37.12	30.7	32.2	35.5	31	32.15	33.7	37.26
21 - 22	29.75	29.45	33.2	29.8	32.71	32	31.44	30.6	31.62	35.96
22 - 23	30.57	35.33	32	28.67	39.5	33	33.2	32.26	33.1	41
23 - 24	27	0	32	27.5	33.5	39.5	32	31	38	33.12
Totals	28.6	29.4	28.6	28.4	28.7	29.8	28.9			
% of Total	14.13%	14.53%	14.13%	14.03%	14.18%	14.72%	14.28%			

Incoming Weekly Speeds  
Tittleshall war memorial

from Fri-Jan-03-2025-12-00-PM to Sun-Feb-09-2025-11-59-AM

	03/02/2025	to	09/02/2025							
	Monday	Tuesday	Wednesday	Thursday	Friday	Saturday	Sunday	Week	Weekend	Week Day 85%
Hour	03/02/2025	04/02/2025	05/02/2025	06/02/2025	07/02/2025	08/02/2025	09/02/2025	Day Avg	Avg	Avg Speed
0 - 1	37	0	37	0	0	37	29.5	37	33.25	40
1 - 2	37	0	0	0	0	0	42	37	42	40
2 - 3	0	0	0	0	0	0	0	0	0	0
3 - 4	25.33	29.5	24.5	30.33	27	27	37	27.45	32	33
4 - 5	33.67	32	27	27	32	27	24.5	30.33	25.33	36
5 - 6	30.36	28.38	29.46	28.82	32.83	47	29.5	29.76	35.33	33.76
6 - 7	27.72	30.4	28.75	26.75	27.93	29.22	29.5	28.4	29.27	35.26
7 - 8	28.79	27.88	27.76	26.8	27.51	30.73	28.38	27.73	29.74	33.54
8 - 9	28.68	29.05	29.35	27.41	28.71	27.7	29.21	28.62	28.44	34.42
9 - 10	26.74	29.16	27.98	26.21	27.88	28.23	28.18	27.57	28.21	34.68
10 - 11	29.31	26.48	27.89	27.33	30.17	28.44	29.32	28.17	28.91	35.24
11 - 12	26.47	27.72	27.49	27.35	29.27	28.61	27.94	27.71	28.4	33.32
12 - 13	29.14	28.86	28.89	28.03	28.77	26.73	*	28.75	26.73	34.72
13 - 14	27.47	28.55	27.28	28.57	28.33	30.16	*	28.08	30.16	33.72
14 - 15	28.42	26.91	26.67	28.54	27.77	29	*	27.64	29	33.48
15 - 16	27.68	29.37	28.92	29.91	29.35	28.7	*	29.01	28.7	35.54
16 - 17	27.9	27.78	30.06	29.17	29.27	31.05	*	28.88	31.05	34.56
17 - 18	28.52	29.05	30.03	28.08	30.59	28.52	*	29.15	28.52	35.9
18 - 19	32	31.36	31.15	30.39	31.29	28.48	*	31.2	28.48	39.2
19 - 20	29.29	30.5	32.55	30.42	27.46	31.25	*	30.02	31.25	37
20 - 21	23	32	30.2	28.25	29.5	29.5	*	28.81	29.5	34.66
21 - 22	32.83	28.77	32.17	28.46	24.93	31.5	*	28.52	31.5	36.5
22 - 23	24.5	34.5	32	32	33.25	28.78	*	30.67	28.78	38
23 - 24	0	32.33	0	37	37	27.14	*	35.25	27.14	46.67
Totals	28.3	28.6	28.7	28.3	29	28.9	28.8			
% of Total	14.11%	14.26%	14.31%	14.11%	14.46%	14.41%	14.36%			

Incoming Monthly Speeds  
Tittleshall war memorial

from Fri-Jan-03-2025-12-00-PM to Sun-Feb-09-2025-11-59-AM

	Jan 2025									
Hour	Monday	Tuesday	Wednesday	Thursday	Friday	Saturday	Sunday	Week Day Avg	Weekend Avg	Week Day 85% Avg Speed
0 - 1	40	32	0	32	32	28	28.67	35.64	28.25	39.58
1 - 2	0	0	27	27	0	0	28	27	28	30
2 - 3	0	0	32	29.5	42	0	29.5	33	29.5	40
3 - 4	30.12	31	34.5	37	31.17	32	30.33	31.57	31	39.5
4 - 5	35.75	31	27.5	30.1	33.25	37	22	32.11	28.67	36.68
5 - 6	33.08	30.85	30.86	29.18	30.31	28.8	28.75	30.85	28.78	37.04
6 - 7	30.7	29.87	29.54	28.76	32.84	30.21	29.78	30.28	30.04	38.2
7 - 8	27.84	29.07	28.74	28.53	28.38	29.26	29.69	28.51	29.37	34.32
8 - 9	29.23	28.94	28.53	28.98	28.2	28.78	26.55	28.77	27.77	34.36
9 - 10	26.01	27.8	26.84	27.89	27.9	27.64	27.44	27.22	27.52	33.84
10 - 11	28.28	28.42	27.1	28.52	27.49	28.37	27.63	27.94	27.97	34.44
11 - 12	27.67	26.99	28.13	28.11	27.73	28.87	27.73	27.71	28.35	34.3
12 - 13	29.18	29.27	27.22	28.81	28.16	28.19	28.55	28.55	28.37	34.88
13 - 14	28.66	28.73	29.03	28.39	28.44	29.25	29.23	28.64	29.24	34.8
14 - 15	28.7	29.07	28.93	28.43	30.02	29.53	29.8	29.07	29.65	35.22
15 - 16	29.29	29.55	28.49	28.57	29.46	28.38	29.48	29.06	28.97	35.08
16 - 17	27.8	28.57	28.37	27.78	28.62	28.11	29.51	28.26	28.67	33.88
17 - 18	29.18	30	28.45	30.34	29.34	29.67	32	29.45	30.41	36
18 - 19	30.34	29.88	29.16	30.49	30.41	29.45	31.09	30.06	29.95	36.88
19 - 20	32.15	31.11	30.41	33.1	31.31	29.83	34.22	31.52	31.43	38.46
20 - 21	28.89	30.4	30.61	28.93	29.81	27.32	32.28	29.69	29.73	38.32
21 - 22	30.92	30.15	28.31	29.58	30.24	29.5	29.14	29.82	29.37	37.86
22 - 23	32	33.92	31.09	32.16	31.47	29.11	33.25	32.12	29.83	40.74
23 - 24	28.67	29.5	33	31.43	31.5	32	27	31.33	31.29	37
Totals	28.8	29.1	28.4	28.8	29	28.9	29			
% of Total	14.26%	14.41%	14.06%	14.26%	14.36%	14.31%	14.36%			

Incoming Monthly Speeds  
Tittleshall war memorial

from Fri-Jan-03-2025-12-00-PM to Sun-Feb-09-2025-11-59-AM

Hour	Feb 2025							Week Day Avg	Weekend Avg	Week Day 85% Avg Speed
	Monday	Tuesday	Wednesday	Thursday	Friday	Saturday	Sunday			
0 - 1	37	0	37	0	0	38.67	32.83	37	34.78	40
1 - 2	37	0	0	0	0	0	42	37	42	40
2 - 3	0	0	0	0	0	0	0	0	0	0
3 - 4	25.33	29.5	24.5	30.33	27	27	37	27.45	30.33	33
4 - 5	33.67	32	27	27	32	32.25	27	30.33	30	36
5 - 6	30.36	28.38	29.46	28.82	32.83	35	30.75	29.76	33.11	33.76
6 - 7	27.72	30.4	28.75	26.75	27.93	28.75	29	28.4	28.82	35.26
7 - 8	28.79	27.88	27.76	26.8	27.51	32.89	29.77	27.73	31.58	33.54
8 - 9	28.68	29.05	29.35	27.41	28.71	28.59	27.87	28.62	28.31	34.42
9 - 10	26.74	29.16	27.98	26.21	27.88	28.47	27.86	27.57	28.2	34.68
10 - 11	29.31	26.48	27.89	27.33	30.17	28.76	28.76	28.17	28.76	35.24
11 - 12	26.47	27.72	27.49	27.35	29.27	28.75	28.33	27.71	28.62	33.32
12 - 13	29.14	28.86	28.89	28.03	28.77	27.81	30.12	28.75	28.85	34.72
13 - 14	27.47	28.55	27.28	28.57	28.33	30.32	28.36	28.08	29.77	33.72
14 - 15	28.42	26.91	26.67	28.54	27.77	28.41	31.03	27.64	29.2	33.48
15 - 16	27.68	29.37	28.92	29.91	29.35	28.61	28.64	29.01	28.62	35.54
16 - 17	27.9	27.78	30.06	29.17	29.27	29.64	26.76	28.88	28.35	34.56
17 - 18	28.52	29.05	30.03	28.08	30.59	29.5	29.78	29.15	29.58	35.9
18 - 19	32	31.36	31.15	30.39	31.29	29.98	27.38	31.2	29.1	39.2
19 - 20	29.29	30.5	32.55	30.42	27.46	30.73	29.43	30.02	30.41	37
20 - 21	23	32	30.2	28.25	29.5	33.1	31	28.81	32.5	34.66
21 - 22	32.83	28.77	32.17	28.46	24.93	31.67	31.44	28.52	31.57	36.5
22 - 23	24.5	34.5	32	32	33.25	30.29	33.2	30.67	31.05	38
23 - 24	0	32.33	0	37	37	31.64	32	35.25	31.67	46.67
Totals	28.3	28.6	28.7	28.3	29	29.3	28.9			
% of Total	14.07%	14.22%	14.27%	14.07%	14.42%	14.57%	14.37%			

Incoming Weekly EightyFifthSpeeds  
Tittleshall war memorial

from Fri-Jan-03-2025-12-00-PM to Sun-Feb-09-2025-11-59-AM

	30/12/2024	to	05/01/2025							
	Monday	Tuesday	Wednesday	Thursday	Friday	Saturday	Sunday	Week	Weekend	Week Day 85%
Hour	30/12/2024	31/12/2024	01/01/2025	02/01/2025	03/01/2025	04/01/2025	05/01/2025	Day Avg	Avg	Avg Speed
0 - 1	*	*	*	*	*	0	40	0	40	0
1 - 2	*	*	*	*	*	0	40	0	40	0
2 - 3	*	*	*	*	*	0	40	0	40	0
3 - 4	*	*	*	*	*	0	35	0	35	0
4 - 5	*	*	*	*	*	35	0	0	35	0
5 - 6	*	*	*	*	*	35	35	0	35	0
6 - 7	*	*	*	*	*	40	40	0	40	0
7 - 8	*	*	*	*	*	38	45	0	41.5	0
8 - 9	*	*	*	*	*	40	35	0	37.5	0
9 - 10	*	*	*	*	*	30	33	0	31.5	0
10 - 11	*	*	*	*	*	35	36	0	35.5	0
11 - 12	*	*	*	*	*	39.3	38.3	0	38.8	0
12 - 13	*	*	*	*	36.7	38	34.6	36.7	36.3	36.7
13 - 14	*	*	*	*	34.6	36.7	39.4	34.6	38.05	34.6
14 - 15	*	*	*	*	38	36.4	38.8	38	37.6	38
15 - 16	*	*	*	*	39	39.2	41.2	39	40.2	39
16 - 17	*	*	*	*	34.2	36.7	38.8	34.2	37.75	34.2
17 - 18	*	*	*	*	38.3	40	43.3	38.3	41.65	38.3
18 - 19	*	*	*	*	38.8	38.8	50	38.8	44.4	38.8
19 - 20	*	*	*	*	45	35	35	45	35	45
20 - 21	*	*	*	*	35	28.3	35	35	31.65	35
21 - 22	*	*	*	*	40	35	35	40	35	40
22 - 23	*	*	*	*	45	0	35	45	35	45
23 - 24	*	*	*	*	40	0	30	40	30	40
Totals	0	0	0	0	464.6	656.4	873.4			
% of Total	0%	0%	0%	0%	23.3%	32.91%	43.79%			

Incoming Weekly EightyFifthSpeeds  
Tittleshall war memorial

from Fri-Jan-03-2025-12-00-PM to Sun-Feb-09-2025-11-59-AM

	06/01/2025	to	12/01/2025							
	Monday	Tuesday	Wednesday	Thursday	Friday	Saturday	Sunday	Week	Weekend	Week Day 85%
Hour	06/01/2025	07/01/2025	08/01/2025	09/01/2025	10/01/2025	11/01/2025	12/01/2025	Day Avg	Avg	Avg Speed
0 - 1	30	0	0	0	0	20	30	30	25	30
1 - 2	0	0	0	0	0	0	0	0	0	0
2 - 3	0	0	40	0	45	0	0	42.5	0	42.5
3 - 4	45	40	0	0	0	40	0	42.5	40	42.5
4 - 5	55	35	35	35	35	50	30	39	40	39
5 - 6	43.8	35	40	40	37.5	30	30	39.26	30	39.26
6 - 7	39.2	37.5	34.2	45	37.5	30	40	38.68	35	38.68
7 - 8	37.5	44	35	37	38.3	35	30	38.36	32.5	38.36
8 - 9	35	40	34	37.5	32.9	0	30	35.88	30	35.88
9 - 10	38.8	37.1	32.5	36	33.9	0	28.3	35.66	28.3	35.66
10 - 11	38.3	35	35	37	34.4	0	31.7	35.94	31.7	35.94
11 - 12	36.7	34.4	34.6	33.2	36.7	0	31	35.12	31	35.12
12 - 13	35	39.3	34.2	36.7	34.2	30	32	35.88	31	35.88
13 - 14	36.7	36.2	33.6	37.5	35	37.5	32.5	35.8	35	35.8
14 - 15	37.5	34	34.4	36.7	38	37.5	34.4	36.12	35.95	36.12
15 - 16	37.5	37.2	35.6	37.5	38.5	33.6	33.3	37.26	33.45	37.26
16 - 17	33.9	34.1	35	31	35	33.2	36.2	33.8	34.7	33.8
17 - 18	39.4	38.6	35.8	38.3	38.6	33.3	40	38.14	36.65	38.14
18 - 19	41.2	35	36	40	42.5	33.3	50	38.94	41.65	38.94
19 - 20	45	38.3	38.8	37.5	38.8	38.3	40	39.68	39.15	39.68
20 - 21	45	40	33.3	32.5	45	0	35	39.16	35	39.16
21 - 22	30	0	35	38.3	40	37.5	35	35.83	36.25	35.83
22 - 23	40	40	40	33.3	25	32.5	0	35.66	32.5	35.66
23 - 24	35	0	40	0	0	0	0	37.5	0	37.5
Totals	855.5	710.7	752	700	741.8	551.7	649.4			
% of Total	17.24%	14.33%	15.16%	14.11%	14.95%	11.12%	13.09%			

Incoming Weekly EightyFifthSpeeds  
Tittleshall war memorial

from Fri-Jan-03-2025-12-00-PM to Sun-Feb-09-2025-11-59-AM

	13/01/2025	to	19/01/2025							
	Monday	Tuesday	Wednesday	Thursday	Friday	Saturday	Sunday	Week	Weekend	Week Day 85%
Hour	13/01/2025	14/01/2025	15/01/2025	16/01/2025	17/01/2025	18/01/2025	19/01/2025	Day Avg	Avg	Avg Speed
0 - 1	50	35	0	35	0	45	25	40	35	40
1 - 2	0	0	0	0	0	0	35	0	35	0
2 - 3	0	0	30	0	0	0	0	30	0	30
3 - 4	40	30	40	40	35	30	35	37	32.5	37
4 - 5	38.3	35	27.5	30	40	40	0	34.16	40	34.16
5 - 6	38.3	40	35	35	35	35	45	36.66	40	36.66
6 - 7	35	31.7	36.7	33	38	45	25	34.88	35	34.88
7 - 8	33	33.1	33.8	33.3	33.3	30	35	33.3	32.5	33.3
8 - 9	34	31.7	33.5	36.4	34.3	35	35	33.98	35	33.98
9 - 10	30	33.6	32.1	32.9	36.4	36.7	33.3	33	35	33
10 - 11	34.5	34.4	34.2	34.3	35	34.3	35	34.48	34.65	34.48
11 - 12	35	35.8	34.2	35	35.8	35.8	34.2	35.16	35	35.16
12 - 13	35.7	33.8	33.3	36.7	34.5	33.5	34.1	34.8	33.8	34.8
13 - 14	33.8	33.9	38	37	33.6	33.2	34.3	35.26	33.75	35.26
14 - 15	33.5	34.1	35	35	36.4	38	35	34.8	36.5	34.8
15 - 16	34.1	34.7	33.6	34.4	34.6	36.7	37	34.28	36.85	34.28
16 - 17	33.5	34.7	33.5	33.5	34.6	35	33.8	33.96	34.4	33.96
17 - 18	34.4	35	36	36.4	35	37.5	41.7	35.36	39.6	35.36
18 - 19	35	37	37.5	36.7	38.3	37.5	37.5	36.9	37.5	36.9
19 - 20	40	33.9	38.3	40	33.8	37.5	35	37.2	36.25	37.2
20 - 21	30	35	32.5	37.5	36.7	33.3	40	34.34	36.65	34.34
21 - 22	30	37.5	30	35	45	35	35	35.5	35	35.5
22 - 23	40	30	35	45	35	37.5	40	37	38.75	37
23 - 24	30	30	40	40	33.3	35	0	34.66	35	34.66
Totals	778.1	749.9	759.7	792.1	753.6	796.5	740.9			
% of Total	14.49%	13.96%	14.15%	14.75%	14.03%	14.83%	13.79%			



Incoming Weekly EightyFifthSpeeds  
Tittleshall war memorial

from Fri-Jan-03-2025-12-00-PM to Sun-Feb-09-2025-11-59-AM

	20/01/2025	to	26/01/2025							
	Monday	Tuesday	Wednesday	Thursday	Friday	Saturday	Sunday	Week	Weekend	Week Day 85%
Hour	20/01/2025	21/01/2025	22/01/2025	23/01/2025	24/01/2025	25/01/2025	26/01/2025	Day Avg	Avg	Avg Speed
0 - 1	50	40	0	0	0	45	0	45	45	45
1 - 2	0	0	30	30	0	0	25	30	25	30
2 - 3	0	0	0	35	0	0	35	35	35	35
3 - 4	30	40	35	40	45	0	30	38	30	38
4 - 5	42.5	30	35	35	37.5	0	25	36	25	36
5 - 6	34	37.5	37.5	35	35	35	32.5	35.8	33.75	35.8
6 - 7	37.5	37.5	35	36.7	43.3	37.5	35	38	36.25	38
7 - 8	32.5	32.2	34.3	33.9	35	35	30	33.58	32.5	33.58
8 - 9	33.8	35	34.8	33.9	34.1	35	29.7	34.32	32.35	34.32
9 - 10	31.7	33.6	32.8	35	34.3	31.7	34.2	33.48	32.95	33.48
10 - 11	33.3	34.5	35	34.5	33.8	34.2	35	34.22	34.6	34.22
11 - 12	32.9	31.4	35.8	34.6	34	33.8	33	33.74	33.4	33.74
12 - 13	31.9	35.7	36.2	33.9	33.6	34.4	35.8	34.26	35.1	34.26
13 - 14	35	33.8	34.4	33.9	33	33.6	33.9	34.02	33.75	34.02
14 - 15	35	34.1	34.5	33.6	37.5	33.9	36.2	34.94	35.05	34.94
15 - 16	35	34.8	34.1	32.8	33.6	33.3	37	34.06	35.15	34.06
16 - 17	34.5	33.6	36.2	33.2	33.5	34.1	35	34.2	34.55	34.2
17 - 18	33.9	34.3	36.4	37.5	32.7	36	36.7	34.96	36.35	34.96
18 - 19	37.5	36.7	37.5	35	35	32.5	29.4	36.34	30.95	36.34
19 - 20	35	38.3	34	41.7	35	30	43.3	36.8	36.65	36.8
20 - 21	35	35	40	33.3	30	35	40	34.66	37.5	34.66
21 - 22	45	34	40	36.7	35	35	35	38.14	35	38.14
22 - 23	35	45	35	40	40	35	40	39	37.5	39
23 - 24	0	35	0	50	35	42.5	0	40	42.5	40
Totals	751	782	743.5	825.2	745.9	702.5	746.7			
% of Total	14.18%	14.76%	14.04%	15.58%	14.08%	13.26%	14.1%			

Incoming Weekly EightyFifthSpeeds  
Tittleshall war memorial

from Fri-Jan-03-2025-12-00-PM to Sun-Feb-09-2025-11-59-AM

	27/01/2025	to	02/02/2025							
	Monday	Tuesday	Wednesday	Thursday	Friday	Saturday	Sunday	Week	Weekend	Week Day 85%
Hour	27/01/2025	28/01/2025	29/01/2025	30/01/2025	31/01/2025	01/02/2025	02/02/2025	Day Avg	Avg	Avg Speed
0 - 1	50	0	0	35	35	45	37.5	40	41.25	40
1 - 2	0	0	0	0	0	0	0	0	0	0
2 - 3	0	0	0	0	0	0	0	0	0	0
3 - 4	35	35	0	0	40	30	0	36.67	30	36.67
4 - 5	40	35	35	37.5	35	50	35	36.5	42.5	36.5
5 - 6	35	38.3	37.5	35	33.3	35	40	35.82	37.5	35.82
6 - 7	41.7	40	46.7	36.7	41.2	30	40	41.26	35	41.26
7 - 8	35.8	34.1	34.5	34.7	33.9	45	35	34.6	40	34.6
8 - 9	34.8	34.7	34.2	33.8	34.4	33.8	30	34.38	31.9	34.38
9 - 10	32.9	34.4	33.6	32.9	34.3	33.8	33.8	33.62	33.8	33.62
10 - 11	36.7	32.5	32.5	34.3	32.8	36	35	33.76	35.5	33.76
11 - 12	34.4	33.2	34.5	33.6	33	34.1	35	33.74	34.55	33.74
12 - 13	35	33.6	34	35	35	35	35	34.52	35	34.52
13 - 14	34.1	37	34.2	34.4	33.3	37	34.4	34.6	35.7	34.6
14 - 15	35	34.6	35	34.5	35	33.5	36	34.82	34.75	34.82
15 - 16	34.2	34.4	37.8	32.9	34.7	37.5	34.4	34.8	35.95	34.8
16 - 17	31.5	34.3	33.1	33.8	33.9	34.5	32.5	33.32	33.5	33.32
17 - 18	34.2	36	33.6	35	36	35	35	34.96	35	34.96
18 - 19	38.6	35	33.9	38	35	40	35	36.1	37.5	36.1
19 - 20	35	39	34	37.5	33.3	35	35	35.76	35	35.76
20 - 21	35	33.8	47.5	35	35	42.5	35	37.26	38.75	37.26
21 - 22	30	34	38.3	37.5	40	37.5	38.3	35.96	37.9	35.96
22 - 23	40	50	35	35	45	40	40	41	40	41
23 - 24	30	0	35	30	37.5	43.3	35	33.12	39.15	33.12
Totals	788.9	718.9	719.9	732.1	786.6	823.5	746.9			
% of Total	14.84%	13.52%	13.54%	13.77%	14.79%	15.49%	14.05%			

Incoming Weekly EightyFifthSpeeds  
Tittleshall war memorial

from Fri-Jan-03-2025-12-00-PM to Sun-Feb-09-2025-11-59-AM

	03/02/2025	to	09/02/2025							
	Monday	Tuesday	Wednesday	Thursday	Friday	Saturday	Sunday	Week	Weekend	Week Day 85%
Hour	03/02/2025	04/02/2025	05/02/2025	06/02/2025	07/02/2025	08/02/2025	09/02/2025	Day Avg	Avg	Avg Speed
0 - 1	40	0	40	0	0	45	35	40	40	40
1 - 2	40	0	0	0	0	0	45	40	45	40
2 - 3	0	0	0	0	0	0	0	0	0	0
3 - 4	30	35	35	35	30	30	40	33	35	33
4 - 5	42.5	35	32.5	30	40	30	30	36	30	36
5 - 6	34	32.5	34	33.3	35	50	35	33.76	42.5	33.76
6 - 7	32.5	40	35	35	33.8	37.5	35	35.26	36.25	35.26
7 - 8	33.5	33.3	34.4	32.7	33.8	35	33.3	33.54	34.15	33.54
8 - 9	34.5	34.7	34.8	33.1	35	34.2	35	34.42	34.6	34.42
9 - 10	33.5	38.3	35	32.8	33.8	35	34.2	34.68	34.6	34.68
10 - 11	35	32.9	36.7	33.3	38.3	33.1	36.2	35.24	34.65	35.24
11 - 12	32.9	33.3	32.9	33.6	33.9	34.5	36.7	33.32	35.6	33.32
12 - 13	36.7	34.5	35	33.6	33.8	33.8	*	34.72	33.8	34.72
13 - 14	32	34.6	33.6	34.6	33.8	35	*	33.72	35	33.72
14 - 15	33.6	33.1	32.5	34.6	33.6	35	*	33.48	35	33.48
15 - 16	33.5	37.2	34.5	37.5	35	36.7	*	35.54	36.7	35.54
16 - 17	34.1	34.6	34.8	34.7	34.6	35	*	34.56	35	34.56
17 - 18	34	37	36	35	37.5	35	*	35.9	35	35.9
18 - 19	37.5	39.2	40	41	38.3	40	*	39.2	40	39.2
19 - 20	35	40	40	35	35	37.5	*	37	37.5	37
20 - 21	30	38.3	35	35	35	35	*	34.66	35	34.66
21 - 22	40	37.5	40	35	30	37.5	*	36.5	37.5	36.5
22 - 23	30	40	40	40	40	35	*	38	35	38
23 - 24	0	45	0	45	50	37.5	*	46.67	37.5	46.67
Totals	764.8	766	751.7	739.8	750.2	797.3	395.4			
% of Total	15.4%	15.43%	15.14%	14.9%	15.11%	16.06%	7.96%			

Incoming Monthly EightyFifthSpeeds  
Tittleshall war memorial

from Fri-Jan-03-2025-12-00-PM to Sun-Feb-09-2025-11-59-AM

	Jan 2025									
Hour	Monday	Tuesday	Wednesday	Thursday	Friday	Saturday	Sunday	Week Day Avg	Weekend Avg	Week Day 85% Avg Speed
0 - 1	48.3	40	0	35	35	42.5	40	39.58	41.25	39.58
1 - 2	0	0	30	30	0	0	35	30	35	30
2 - 3	0	0	40	35	45	0	35	40	35	40
3 - 4	40	37.5	40	40	40	40	35	39.5	37.5	39.5
4 - 5	43.3	33.8	32.5	35	38.8	40	30	36.68	35	36.68
5 - 6	39.4	38.3	37.5	35	35	35	33.3	37.04	34.15	37.04
6 - 7	39.1	37.9	37.1	36.9	40	38.8	38.3	38.2	38.55	38.2
7 - 8	33.9	34.3	34.3	34.5	34.6	37.1	37.5	34.32	37.3	34.32
8 - 9	34.2	34.5	34.1	35	34	36.4	32.5	34.36	34.45	34.36
9 - 10	32.9	34.5	32.8	34.3	34.7	33.3	32.6	33.84	32.95	33.84
10 - 11	35.4	34.1	34.1	34.7	33.9	34.5	34.3	34.44	34.4	34.44
11 - 12	34.4	33.8	34.7	34	34.6	36.1	33.8	34.3	34.95	34.3
12 - 13	34.7	35.2	34	35.7	34.8	34.5	34.4	34.88	34.45	34.88
13 - 14	34.4	35	34.7	35.8	34.1	34.6	35.9	34.8	35.25	34.8
14 - 15	35	34.3	34.9	35	36.9	36.2	36.1	35.22	36.15	35.22
15 - 16	35	35	34.9	34.4	36.1	35.9	36.9	35.08	36.4	35.08
16 - 17	33.5	34.2	34.2	33.3	34.2	34.3	34.8	33.88	34.55	33.88
17 - 18	35.9	35.8	35.5	37	35.8	36.2	40.6	36	38.4	36
18 - 19	37.5	36.2	35.7	37.5	37.5	35	38.8	36.88	36.9	36.88
19 - 20	40	37.5	36.9	40	37.9	37.5	43.8	38.46	40.65	38.46
20 - 21	40	40	38.3	35	38.3	33.3	38.8	38.32	36.05	38.32
21 - 22	40	35	37.5	37.8	39	36.2	34.3	37.86	35.25	37.86
22 - 23	40	45	37.5	40	41.2	35	37.5	40.74	36.25	40.74
23 - 24	35	35	37.5	40	37.5	42.5	30	37	36.25	37

Incoming Monthly EightyFifthSpeeds  
Tittleshall war memorial

from Fri-Jan-03-2025-12-00-PM to Sun-Feb-09-2025-11-59-AM

	Feb 2025							Week	Weekend	Week Day 85%
Hour	Monday	Tuesday	Wednesday	Thursday	Friday	Saturday	Sunday	Day Avg	Avg	Avg Speed
0 - 1	40	0	40	0	0	45	37.5	40	41.25	40
1 - 2	40	0	0	0	0	0	45	40	45	40
2 - 3	0	0	0	0	0	0	0	0	0	0
3 - 4	30	35	35	35	30	30	40	33	35	33
4 - 5	42.5	35	32.5	30	40	30	35	36	32.5	36
5 - 6	34	32.5	34	33.3	35	40	35	33.76	37.5	33.76
6 - 7	32.5	40	35	35	33.8	35	35	35.26	35	35.26
7 - 8	33.5	33.3	34.4	32.7	33.8	42.5	34	33.54	38.25	33.54
8 - 9	34.5	34.7	34.8	33.1	35	33.9	32.5	34.42	33.2	34.42
9 - 10	33.5	38.3	35	32.8	33.8	34.6	34	34.68	34.3	34.68
10 - 11	35	32.9	36.7	33.3	38.3	34.6	35.7	35.24	35.15	35.24
11 - 12	32.9	33.3	32.9	33.6	33.9	34.3	35.8	33.32	35.05	33.32
12 - 13	36.7	34.5	35	33.6	33.8	35	35	34.72	35	34.72
13 - 14	32	34.6	33.6	34.6	33.8	36.4	34.4	33.72	35.4	33.72
14 - 15	33.6	33.1	32.5	34.6	33.6	34.1	36	33.48	35.05	33.48
15 - 16	33.5	37.2	34.5	37.5	35	36.7	34.4	35.54	35.55	35.54
16 - 17	34.1	34.6	34.8	34.7	34.6	34.8	32.5	34.56	33.65	34.56
17 - 18	34	37	36	35	37.5	35	35	35.9	35	35.9
18 - 19	37.5	39.2	40	41	38.3	40	35	39.2	37.5	39.2
19 - 20	35	40	40	35	35	37.5	35	37	36.25	37
20 - 21	30	38.3	35	35	35	40	35	34.66	37.5	34.66
21 - 22	40	37.5	40	35	30	37.5	38.3	36.5	37.9	36.5
22 - 23	30	40	40	40	40	40	40	38	40	38
23 - 24	0	45	0	45	50	41.7	35	46.67	38.35	46.67

Summary of Violators  
Tittleshall war memorial

from Fri-Jan-03-2025-12-00-PM to Sun-Feb-09-2025-11-59-AM

Starting Hour	Count	Average Speed of all Traffic	Violator Counts	Average Speed of Violators
00:00:00	0	N/A	N/A	N/A
01:00:00	0	N/A	N/A	N/A
02:00:00	0	N/A	N/A	N/A
03:00:00	0	N/A	N/A	N/A
04:00:00	0	N/A	N/A	N/A
05:00:00	0	N/A	N/A	N/A
06:00:00	0	N/A	N/A	N/A
07:00:00	0	N/A	N/A	N/A
08:00:00	0	N/A	N/A	N/A
09:00:00	0	N/A	N/A	N/A
10:00:00	0	N/A	N/A	N/A
11:00:00	0	N/A	N/A	N/A
12:00:00	19	21.3	4	37.5
13:00:00	42	20.2	7	38.2
14:00:00	32	22.5	7	38.9
15:00:00	35	23.0	8	40.0
16:00:00	44	20.4	7	43.9
17:00:00	29	23.3	6	40.8
18:00:00	19	25.8	5	38.5
19:00:00	9	33.9	5	43.5
20:00:00	2	35.0	1	37.5
21:00:00	2	30.0	1	37.5
22:00:00	2	40.0	2	40.0
23:00:00	2	32.5	1	37.5
00:00:00	0	N/A	N/A	N/A
01:00:00	0	N/A	N/A	N/A
02:00:00	0	N/A	N/A	N/A
03:00:00	0	N/A	N/A	N/A
04:00:00	1	32.5	0	0.0
05:00:00	9	23.3	1	37.5
06:00:00	2	32.5	1	37.5
07:00:00	12	26.9	5	37.5
08:00:00	19	28.0	6	40.8
09:00:00	10	22.0	1	42.5
10:00:00	26	22.9	4	40.0
11:00:00	26	26.4	9	40.3
12:00:00	38	20.9	10	40.5
13:00:00	33	21.9	6	41.7
14:00:00	34	20.6	7	37.5
15:00:00	27	26.6	9	40.3
16:00:00	18	26.1	3	40.8
17:00:00	17	33.4	6	40.8
18:00:00	23	23.6	6	39.2
19:00:00	11	26.4	2	40.0
20:00:00	5	26.5	0	0.0
21:00:00	5	31.5	1	42.5
22:00:00	0	N/A	N/A	N/A
23:00:00	0	N/A	N/A	N/A

Summary of Violators  
Tittleshall war memorial

from Fri-Jan-03-2025-12-00-PM to Sun-Feb-09-2025-11-59-AM

00:00:00	1	37.5	1	37.5
01:00:00	1	37.5	1	37.5
02:00:00	3	30.8	1	37.5
03:00:00	1	32.5	0	0.0
04:00:00	0	N/A	N/A	N/A
05:00:00	2	30.0	0	0.0
06:00:00	2	32.5	1	37.5
07:00:00	3	34.2	1	42.5
08:00:00	4	30.0	1	47.5
09:00:00	21	23.7	2	42.5
10:00:00	39	17.7	6	39.2
11:00:00	20	25.5	5	39.5
12:00:00	21	19.6	2	45.0
13:00:00	32	25.2	13	39.4
14:00:00	19	27.6	7	38.9
15:00:00	21	29.0	10	39.5
16:00:00	16	27.8	5	38.5
17:00:00	7	31.4	4	41.3
18:00:00	9	35.8	5	43.5
19:00:00	5	35.5	1	47.5
20:00:00	3	30.8	0	0.0
21:00:00	2	30.0	0	0.0
22:00:00	2	30.0	0	0.0
23:00:00	1	27.5	0	0.0
00:00:00	1	27.5	0	0.0
01:00:00	0	N/A	N/A	N/A
02:00:00	0	N/A	N/A	N/A
03:00:00	1	42.5	1	42.5
04:00:00	1	52.5	1	52.5
05:00:00	10	38.5	7	41.8
06:00:00	12	28.8	6	39.2
07:00:00	42	23.6	8	40.0
08:00:00	26	25.3	4	40.0
09:00:00	26	24.7	8	40.6
10:00:00	29	24.7	6	40.0
11:00:00	36	21.0	5	42.5
12:00:00	30	23.0	6	41.7
13:00:00	22	18.9	3	40.8
14:00:00	31	21.0	9	37.5
15:00:00	36	25.7	8	38.1
16:00:00	39	18.8	5	37.5
17:00:00	33	23.6	11	39.3
18:00:00	25	25.5	5	41.5
19:00:00	11	33.6	7	42.5
20:00:00	5	36.5	2	45.0
21:00:00	1	27.5	0	0.0
22:00:00	1	37.5	1	37.5
23:00:00	1	32.5	0	0.0
00:00:00	0	N/A	N/A	N/A

Summary of Violators  
Tittleshall war memorial

from Fri-Jan-03-2025-12-00-PM to Sun-Feb-09-2025-11-59-AM

01:00:00	0	N/A	N/A	N/A
02:00:00	0	N/A	N/A	N/A
03:00:00	1	37.5	1	37.5
04:00:00	1	32.5	0	0.0
05:00:00	13	19.0	2	37.5
06:00:00	13	26.7	2	37.5
07:00:00	27	25.3	14	42.1
08:00:00	33	21.4	6	42.5
09:00:00	38	20.4	11	38.9
10:00:00	36	19.8	4	40.0
11:00:00	41	19.6	5	39.5
12:00:00	24	25.1	10	38.5
13:00:00	26	23.4	4	38.8
14:00:00	29	21.6	5	41.5
15:00:00	40	23.0	10	39.5
16:00:00	48	17.7	3	39.2
17:00:00	47	22.4	13	39.8
18:00:00	24	22.3	3	37.5
19:00:00	24	26.0	6	40.8
20:00:00	5	28.5	2	40.0
21:00:00	0	N/A	N/A	N/A
22:00:00	3	29.2	1	37.5
23:00:00	0	N/A	N/A	N/A
00:00:00	0	N/A	N/A	N/A
01:00:00	0	N/A	N/A	N/A
02:00:00	1	37.5	1	37.5
03:00:00	0	N/A	N/A	N/A
04:00:00	1	32.5	0	0.0
05:00:00	6	30.8	2	37.5
06:00:00	12	28.3	1	42.5
07:00:00	34	19.3	6	38.3
08:00:00	35	19.6	3	39.2
09:00:00	32	18.0	4	37.5
10:00:00	40	17.6	6	39.2
11:00:00	39	21.0	4	37.5
12:00:00	25	23.5	4	40.0
13:00:00	24	22.1	2	37.5
14:00:00	36	17.4	3	37.5
15:00:00	49	16.9	10	38.0
16:00:00	45	16.9	5	38.5
17:00:00	50	18.1	9	38.6
18:00:00	27	24.6	6	37.5
19:00:00	9	23.6	4	37.5
20:00:00	8	27.8	1	42.5
21:00:00	5	22.0	0	0.0
22:00:00	1	37.5	1	37.5
23:00:00	0	N/A	N/A	N/A
00:00:00	1	37.5	1	37.5
01:00:00	0	N/A	N/A	N/A



Summary of Violators  
Tittleshall war memorial

from Fri-Jan-03-2025-12-00-PM to Sun-Feb-09-2025-11-59-AM

02:00:00	0	N/A	N/A	N/A
03:00:00	0	N/A	N/A	N/A
04:00:00	1	32.5	0	0.0
05:00:00	8	30.0	2	40.0
06:00:00	11	26.8	2	45.0
07:00:00	38	23.3	10	40.5
08:00:00	40	24.0	9	38.6
09:00:00	47	17.3	10	38.5
10:00:00	30	21.0	5	38.5
11:00:00	44	17.2	3	44.2
12:00:00	39	20.6	6	39.2
13:00:00	36	20.1	10	37.5
14:00:00	32	21.1	8	39.4
15:00:00	49	19.6	13	38.7
16:00:00	36	16.5	1	42.5
17:00:00	33	23.9	9	39.2
18:00:00	24	25.1	5	42.5
19:00:00	5	26.0	2	37.5
20:00:00	4	27.5	0	0.0
21:00:00	3	25.0	3	37.5
22:00:00	6	20.0	0	0.0
23:00:00	0	N/A	N/A	N/A
00:00:00	0	N/A	N/A	N/A
01:00:00	0	N/A	N/A	N/A
02:00:00	1	42.5	1	42.5
03:00:00	0	N/A	N/A	N/A
04:00:00	4	31.3	1	47.5
05:00:00	8	26.6	2	37.5
06:00:00	5	27.5	1	37.5
07:00:00	35	25.1	8	40.6
08:00:00	44	16.9	2	42.5
09:00:00	27	19.9	2	37.5
10:00:00	33	24.2	4	40.0
11:00:00	35	21.6	6	40.8
12:00:00	40	18.8	5	37.5
13:00:00	27	23.3	5	41.5
14:00:00	29	23.1	7	39.6
15:00:00	43	20.3	13	39.0
16:00:00	59	16.6	8	38.8
17:00:00	37	22.4	10	41.0
18:00:00	19	31.6	7	41.1
19:00:00	14	26.8	4	38.8
20:00:00	4	37.5	3	40.8
21:00:00	2	32.5	1	37.5
22:00:00	1	22.5	0	0.0
23:00:00	0	N/A	N/A	N/A
00:00:00	2	15.0	0	0.0
01:00:00	0	N/A	N/A	N/A
02:00:00	0	N/A	N/A	N/A

Summary of Violators  
Tittleshall war memorial

from Fri-Jan-03-2025-12-00-PM to Sun-Feb-09-2025-11-59-AM

03:00:00	1	37.5	1	37.5
04:00:00	2	40.0	1	47.5
05:00:00	1	27.5	0	0.0
06:00:00	3	25.8	0	0.0
07:00:00	6	28.3	1	42.5
08:00:00	0	N/A	N/A	N/A
09:00:00	0	N/A	N/A	N/A
10:00:00	0	N/A	N/A	N/A
11:00:00	0	N/A	N/A	N/A
12:00:00	12	16.0	1	42.5
13:00:00	23	22.9	6	39.2
14:00:00	23	22.9	4	40.0
15:00:00	23	21.7	1	37.5
16:00:00	44	16.5	2	37.5
17:00:00	22	22.3	2	37.5
18:00:00	15	21.2	0	0.0
19:00:00	13	27.1	4	38.8
20:00:00	1	27.5	0	0.0
21:00:00	8	29.4	2	37.5
22:00:00	4	28.8	0	0.0
23:00:00	0	N/A	N/A	N/A
00:00:00	1	27.5	0	0.0
01:00:00	0	N/A	N/A	N/A
02:00:00	0	N/A	N/A	N/A
03:00:00	0	N/A	N/A	N/A
04:00:00	1	27.5	0	0.0
05:00:00	3	25.8	0	0.0
06:00:00	2	30.0	1	37.5
07:00:00	2	22.5	0	0.0
08:00:00	5	29.5	1	37.5
09:00:00	17	16.0	0	0.0
10:00:00	24	15.6	1	37.5
11:00:00	22	20.3	0	0.0
12:00:00	38	19.9	3	39.2
13:00:00	20	18.9	1	37.5
14:00:00	17	24.0	2	37.5
15:00:00	29	18.2	1	42.5
16:00:00	34	18.5	5	38.5
17:00:00	13	29.4	6	39.2
18:00:00	4	35.0	1	47.5
19:00:00	3	37.5	2	42.5
20:00:00	7	27.9	1	42.5
21:00:00	3	27.5	0	0.0
22:00:00	0	N/A	N/A	N/A
23:00:00	0	N/A	N/A	N/A
00:00:00	1	47.5	1	47.5
01:00:00	0	N/A	N/A	N/A
02:00:00	0	N/A	N/A	N/A
03:00:00	0	N/A	N/A	N/A

Summary of Violators  
Tittleshall war memorial

from Fri-Jan-03-2025-12-00-PM to Sun-Feb-09-2025-11-59-AM

04:00:00	9	33.1	4	37.5
05:00:00	9	29.4	3	37.5
06:00:00	9	29.7	2	40.0
07:00:00	48	16.0	3	39.2
08:00:00	64	14.6	5	38.5
09:00:00	54	15.9	3	37.5
10:00:00	46	19.0	4	37.5
11:00:00	26	22.9	5	37.5
12:00:00	46	20.0	8	37.5
13:00:00	25	19.9	2	40.0
14:00:00	40	19.7	2	37.5
15:00:00	54	17.0	7	39.6
16:00:00	46	15.2	4	40.0
17:00:00	37	19.9	4	41.3
18:00:00	27	15.6	2	37.5
19:00:00	15	26.5	7	41.1
20:00:00	7	20.7	0	0.0
21:00:00	3	18.3	0	0.0
22:00:00	3	34.2	1	37.5
23:00:00	1	27.5	0	0.0
00:00:00	2	30.0	0	0.0
01:00:00	0	N/A	N/A	N/A
02:00:00	0	N/A	N/A	N/A
03:00:00	2	25.0	0	0.0
04:00:00	1	32.5	0	0.0
05:00:00	10	31.3	4	40.0
06:00:00	10	23.5	0	0.0
07:00:00	53	15.5	2	40.0
08:00:00	78	10.5	2	37.5
09:00:00	36	18.2	5	39.5
10:00:00	30	19.8	3	39.2
11:00:00	36	20.3	6	38.3
12:00:00	37	23.3	4	38.8
13:00:00	51	16.8	5	37.5
14:00:00	39	17.1	2	40.0
15:00:00	66	16.9	8	38.8
16:00:00	58	14.9	8	38.8
17:00:00	39	19.2	6	40.8
18:00:00	30	22.0	6	38.3
19:00:00	18	26.1	1	37.5
20:00:00	5	32.5	1	42.5
21:00:00	12	29.4	3	39.2
22:00:00	1	27.5	0	0.0
23:00:00	1	27.5	0	0.0
00:00:00	0	N/A	N/A	N/A
01:00:00	0	N/A	N/A	N/A
02:00:00	1	27.5	0	0.0
03:00:00	0	N/A	N/A	N/A
04:00:00	5	26.5	1	37.5

Summary of Violators  
Tittleshall war memorial

from Fri-Jan-03-2025-12-00-PM to Sun-Feb-09-2025-11-59-AM

05:00:00	9	24.7	2	37.5
06:00:00	18	22.4	4	38.8
07:00:00	43	18.7	4	38.8
08:00:00	73	12.1	4	37.5
09:00:00	40	15.2	1	37.5
10:00:00	26	22.3	4	37.5
11:00:00	27	20.8	3	37.5
12:00:00	49	15.3	3	37.5
13:00:00	31	20.4	7	38.9
14:00:00	34	21.9	6	39.2
15:00:00	76	12.9	6	37.5
16:00:00	54	15.6	5	37.5
17:00:00	31	21.9	5	37.5
18:00:00	32	20.7	6	40.0
19:00:00	14	30.5	4	40.0
20:00:00	7	18.9	0	0.0
21:00:00	7	25.4	0	0.0
22:00:00	2	27.5	0	0.0
23:00:00	3	32.5	1	37.5
00:00:00	1	32.5	0	0.0
01:00:00	0	N/A	N/A	N/A
02:00:00	0	N/A	N/A	N/A
03:00:00	1	37.5	1	37.5
04:00:00	2	13.8	0	0.0
05:00:00	13	22.7	2	40.0
06:00:00	17	19.6	0	0.0
07:00:00	42	18.3	4	38.8
08:00:00	60	15.5	12	37.9
09:00:00	36	18.4	2	42.5
10:00:00	34	17.6	3	37.5
11:00:00	35	20.6	5	37.5
12:00:00	31	22.3	7	38.2
13:00:00	25	22.0	6	39.2
14:00:00	43	18.3	6	39.2
15:00:00	61	13.3	7	37.5
16:00:00	50	17.6	3	37.5
17:00:00	40	19.2	8	38.8
18:00:00	31	25.1	6	40.8
19:00:00	13	28.3	3	40.8
20:00:00	10	31.0	3	37.5
21:00:00	13	22.7	2	40.0
22:00:00	5	38.5	3	42.5
23:00:00	4	31.3	1	37.5
00:00:00	0	N/A	N/A	N/A
01:00:00	0	N/A	N/A	N/A
02:00:00	0	N/A	N/A	N/A
03:00:00	1	27.5	0	0.0
04:00:00	3	35.8	2	37.5
05:00:00	7	31.1	1	42.5

Summary of Violators  
Tittleshall war memorial

from Fri-Jan-03-2025-12-00-PM to Sun-Feb-09-2025-11-59-AM

06:00:00	12	29.8	5	37.5
07:00:00	44	15.5	2	40.0
08:00:00	70	13.1	7	38.2
09:00:00	40	21.3	9	38.6
10:00:00	37	17.8	4	40.0
11:00:00	34	22.0	7	38.2
12:00:00	36	18.3	4	42.5
13:00:00	49	16.0	5	39.5
14:00:00	48	21.0	8	38.8
15:00:00	65	17.9	10	41.0
16:00:00	57	16.3	8	38.1
17:00:00	37	18.8	3	37.5
18:00:00	28	23.9	9	39.2
19:00:00	10	27.3	1	37.5
20:00:00	14	25.0	3	37.5
21:00:00	6	30.0	1	47.5
22:00:00	5	33.5	2	42.5
23:00:00	6	25.4	0	0.0
00:00:00	1	42.5	1	42.5
01:00:00	0	N/A	N/A	N/A
02:00:00	0	N/A	N/A	N/A
03:00:00	1	27.5	0	0.0
04:00:00	0	N/A	N/A	N/A
05:00:00	7	31.8	2	40.0
06:00:00	2	30.0	1	37.5
07:00:00	9	23.6	2	40.0
08:00:00	20	21.6	3	39.2
09:00:00	28	21.1	5	39.5
10:00:00	33	18.1	3	40.8
11:00:00	37	20.3	8	38.1
12:00:00	48	17.2	3	37.5
13:00:00	34	19.3	1	42.5
14:00:00	30	20.3	6	39.2
15:00:00	34	22.1	8	38.1
16:00:00	26	25.8	4	38.8
17:00:00	29	22.8	5	40.5
18:00:00	18	26.5	6	39.2
19:00:00	6	31.7	1	37.5
20:00:00	10	29.0	1	37.5
21:00:00	6	30.0	1	37.5
22:00:00	6	30.0	1	37.5
23:00:00	3	32.5	1	37.5
00:00:00	1	22.5	0	0.0
01:00:00	1	32.5	0	0.0
02:00:00	0	N/A	N/A	N/A
03:00:00	1	32.5	0	0.0
04:00:00	0	N/A	N/A	N/A
05:00:00	3	32.5	1	42.5
06:00:00	1	22.5	0	0.0

Summary of Violators  
Tittleshall war memorial

from Fri-Jan-03-2025-12-00-PM to Sun-Feb-09-2025-11-59-AM

07:00:00	3	32.5	1	37.5
08:00:00	14	22.0	2	37.5
09:00:00	29	17.9	2	37.5
10:00:00	24	22.6	4	37.5
11:00:00	18	25.8	2	40.0
12:00:00	31	20.2	1	42.5
13:00:00	40	17.6	5	37.5
14:00:00	32	20.7	5	37.5
15:00:00	51	19.7	9	40.3
16:00:00	32	18.0	3	37.5
17:00:00	18	29.3	3	42.5
18:00:00	10	32.5	3	37.5
19:00:00	5	31.5	1	42.5
20:00:00	3	32.5	1	37.5
21:00:00	6	30.8	1	37.5
22:00:00	1	37.5	1	37.5
23:00:00	0	N/A	N/A	N/A
00:00:00	2	40.0	1	47.5
01:00:00	0	N/A	N/A	N/A
02:00:00	0	N/A	N/A	N/A
03:00:00	1	27.5	0	0.0
04:00:00	5	34.5	2	42.5
05:00:00	10	21.3	1	37.5
06:00:00	10	25.8	2	37.5
07:00:00	49	16.0	3	39.2
08:00:00	66	11.7	6	39.2
09:00:00	50	14.4	0	0.0
10:00:00	28	21.2	5	38.5
11:00:00	51	18.3	3	42.5
12:00:00	48	17.2	2	37.5
13:00:00	44	17.1	5	37.5
14:00:00	29	21.6	5	39.5
15:00:00	58	17.6	9	38.1
16:00:00	49	20.6	6	39.2
17:00:00	42	17.9	4	40.0
18:00:00	28	23.9	6	43.3
19:00:00	9	27.8	2	37.5
20:00:00	10	24.0	2	40.0
21:00:00	4	36.3	2	45.0
22:00:00	4	32.5	1	47.5
23:00:00	0	N/A	N/A	N/A
00:00:00	1	37.5	1	37.5
01:00:00	0	N/A	N/A	N/A
02:00:00	0	N/A	N/A	N/A
03:00:00	1	37.5	1	37.5
04:00:00	1	27.5	0	0.0
05:00:00	11	29.1	3	39.2
06:00:00	14	22.7	2	40.0
07:00:00	43	15.1	3	39.2

Summary of Violators  
Tittleshall war memorial

from Fri-Jan-03-2025-12-00-PM to Sun-Feb-09-2025-11-59-AM

08:00:00	69	15.4	10	38.5
09:00:00	34	21.5	3	39.2
10:00:00	37	18.5	4	37.5
11:00:00	38	16.5	1	42.5
12:00:00	47	19.9	7	38.2
13:00:00	32	20.0	4	38.8
14:00:00	39	18.6	5	38.5
15:00:00	66	14.8	7	39.6
16:00:00	69	15.8	8	38.1
17:00:00	46	14.8	5	38.5
18:00:00	36	19.7	8	38.8
19:00:00	13	30.0	4	38.8
20:00:00	2	32.5	0	0.0
21:00:00	10	26.3	1	37.5
22:00:00	6	37.5	4	41.3
23:00:00	1	32.5	0	0.0
00:00:00	0	N/A	N/A	N/A
01:00:00	1	27.5	0	0.0
02:00:00	0	N/A	N/A	N/A
03:00:00	0	N/A	N/A	N/A
04:00:00	3	32.5	0	0.0
05:00:00	13	22.9	3	39.2
06:00:00	12	26.0	2	37.5
07:00:00	49	17.0	6	40.0
08:00:00	69	14.6	9	38.6
09:00:00	44	14.6	2	42.5
10:00:00	38	17.3	5	38.5
11:00:00	32	22.5	7	37.5
12:00:00	32	24.2	5	38.5
13:00:00	37	15.5	3	39.2
14:00:00	39	19.0	6	38.3
15:00:00	49	16.3	6	37.5
16:00:00	57	17.1	9	38.1
17:00:00	33	23.1	7	38.9
18:00:00	23	22.9	6	38.3
19:00:00	12	21.9	1	37.5
20:00:00	7	28.9	1	42.5
21:00:00	2	37.5	2	37.5
22:00:00	4	30.0	1	37.5
23:00:00	1	27.5	0	0.0
00:00:00	0	N/A	N/A	N/A
01:00:00	1	27.5	0	0.0
02:00:00	2	30.0	0	0.0
03:00:00	1	37.5	1	37.5
04:00:00	2	30.0	0	0.0
05:00:00	7	26.4	1	37.5
06:00:00	19	27.9	4	38.8
07:00:00	40	20.3	5	39.5
08:00:00	76	12.2	7	38.2

Summary of Violators  
Tittleshall war memorial

from Fri-Jan-03-2025-12-00-PM to Sun-Feb-09-2025-11-59-AM

09:00:00	37	17.0	5	38.5
10:00:00	30	19.6	5	40.5
11:00:00	35	17.5	3	42.5
12:00:00	38	22.3	5	37.5
13:00:00	32	19.9	3	37.5
14:00:00	28	19.4	2	37.5
15:00:00	66	13.0	5	37.5
16:00:00	52	15.6	3	40.8
17:00:00	31	22.4	6	39.2
18:00:00	19	24.1	3	39.2
19:00:00	11	31.4	5	40.5
20:00:00	5	26.5	0	0.0
21:00:00	13	24.4	2	37.5
22:00:00	6	27.9	3	39.2
23:00:00	2	37.5	1	47.5
00:00:00	0	N/A	N/A	N/A
01:00:00	0	N/A	N/A	N/A
02:00:00	0	N/A	N/A	N/A
03:00:00	2	32.5	1	42.5
04:00:00	5	33.5	2	37.5
05:00:00	6	31.7	1	42.5
06:00:00	11	34.1	7	41.1
07:00:00	42	18.0	9	38.1
08:00:00	81	12.2	8	37.5
09:00:00	27	21.0	3	40.8
10:00:00	26	19.2	3	40.8
11:00:00	28	19.5	2	40.0
12:00:00	43	20.2	5	39.5
13:00:00	43	16.7	3	37.5
14:00:00	47	18.1	10	38.5
15:00:00	54	17.6	6	39.2
16:00:00	53	14.9	3	39.2
17:00:00	45	16.0	1	37.5
18:00:00	24	22.7	3	39.2
19:00:00	15	28.2	3	42.5
20:00:00	12	21.9	1	42.5
21:00:00	8	24.1	1	37.5
22:00:00	8	27.2	3	39.2
23:00:00	4	32.5	1	37.5
00:00:00	2	35.0	1	42.5
01:00:00	0	N/A	N/A	N/A
02:00:00	0	N/A	N/A	N/A
03:00:00	0	N/A	N/A	N/A
04:00:00	0	N/A	N/A	N/A
05:00:00	4	35.0	1	47.5
06:00:00	4	30.0	1	37.5
07:00:00	7	30.7	3	40.8
08:00:00	21	23.7	3	39.2
09:00:00	26	18.0	1	37.5



Summary of Violators  
Tittleshall war memorial

from Fri-Jan-03-2025-12-00-PM to Sun-Feb-09-2025-11-59-AM

10:00:00	35	18.9	4	40.0
11:00:00	47	14.9	4	37.5
12:00:00	35	19.4	4	38.8
13:00:00	34	17.7	3	39.2
14:00:00	35	19.6	3	37.5
15:00:00	39	16.7	4	38.8
16:00:00	43	18.7	6	39.2
17:00:00	39	19.9	6	38.3
18:00:00	26	20.1	1	42.5
19:00:00	6	26.3	1	47.5
20:00:00	9	25.6	1	37.5
21:00:00	5	29.5	1	37.5
22:00:00	6	30.0	1	42.5
23:00:00	6	30.8	2	42.5
00:00:00	0	N/A	N/A	N/A
01:00:00	2	20.0	0	0.0
02:00:00	2	30.0	0	0.0
03:00:00	1	27.5	0	0.0
04:00:00	4	21.3	0	0.0
05:00:00	4	20.6	0	0.0
06:00:00	4	31.3	1	37.5
07:00:00	3	25.8	0	0.0
08:00:00	22	19.5	3	37.5
09:00:00	32	18.7	2	40.0
10:00:00	24	21.4	3	37.5
11:00:00	44	19.2	3	37.5
12:00:00	34	17.6	6	37.5
13:00:00	42	17.1	4	43.8
14:00:00	31	22.0	5	38.5
15:00:00	26	24.7	6	38.3
16:00:00	18	29.0	3	39.2
17:00:00	14	23.0	3	37.5
18:00:00	15	21.0	1	37.5
19:00:00	7	35.4	3	42.5
20:00:00	8	34.4	5	39.5
21:00:00	3	29.2	0	0.0
22:00:00	1	37.5	1	37.5
23:00:00	0	N/A	N/A	N/A
00:00:00	1	47.5	1	47.5
01:00:00	0	N/A	N/A	N/A
02:00:00	0	N/A	N/A	N/A
03:00:00	3	29.2	0	0.0
04:00:00	3	34.2	1	37.5
05:00:00	11	21.1	3	39.2
06:00:00	12	25.0	4	41.3
07:00:00	44	18.5	8	38.1
08:00:00	67	15.7	9	40.3
09:00:00	56	18.6	4	42.5
10:00:00	29	19.9	4	40.0

Summary of Violators  
Tittleshall war memorial

from Fri-Jan-03-2025-12-00-PM to Sun-Feb-09-2025-11-59-AM

11:00:00	38	20.9	6	39.2
12:00:00	37	16.6	5	37.5
13:00:00	41	18.9	3	40.8
14:00:00	36	19.1	6	37.5
15:00:00	54	16.2	5	38.5
16:00:00	77	12.9	5	38.5
17:00:00	38	20.3	5	39.5
18:00:00	21	27.1	8	38.1
19:00:00	12	30.0	3	40.8
20:00:00	9	24.4	1	42.5
21:00:00	4	23.1	1	37.5
22:00:00	7	31.1	2	42.5
23:00:00	1	27.5	0	0.0
00:00:00	0	N/A	N/A	N/A
01:00:00	0	N/A	N/A	N/A
02:00:00	0	N/A	N/A	N/A
03:00:00	0	N/A	N/A	N/A
04:00:00	3	32.5	0	0.0
05:00:00	11	26.1	4	38.8
06:00:00	18	27.4	6	40.8
07:00:00	46	17.6	5	41.5
08:00:00	59	16.4	8	37.5
09:00:00	27	21.1	2	42.5
10:00:00	34	20.4	2	40.0
11:00:00	35	18.3	2	37.5
12:00:00	47	16.2	4	38.8
13:00:00	34	21.5	7	38.9
14:00:00	38	20.1	5	39.5
15:00:00	49	16.4	6	37.5
16:00:00	67	13.4	6	38.3
17:00:00	31	23.7	6	38.3
18:00:00	31	21.6	4	38.8
19:00:00	13	29.4	6	39.2
20:00:00	5	25.0	0	0.0
21:00:00	11	24.3	1	37.5
22:00:00	3	35.8	1	47.5
23:00:00	0	N/A	N/A	N/A
00:00:00	0	N/A	N/A	N/A
01:00:00	0	N/A	N/A	N/A
02:00:00	0	N/A	N/A	N/A
03:00:00	0	N/A	N/A	N/A
04:00:00	3	29.2	0	0.0
05:00:00	9	24.7	2	37.5
06:00:00	11	27.5	3	47.5
07:00:00	46	15.8	7	37.5
08:00:00	75	14.2	8	38.1
09:00:00	44	18.6	4	38.8
10:00:00	35	16.4	0	0.0
11:00:00	45	19.7	7	39.6

Summary of Violators  
Tittleshall war memorial

from Fri-Jan-03-2025-12-00-PM to Sun-Feb-09-2025-11-59-AM

12:00:00	35	19.3	4	40.0
13:00:00	40	18.2	4	37.5
14:00:00	47	16.3	7	38.2
15:00:00	56	19.4	13	38.7
16:00:00	72	13.1	4	40.0
17:00:00	28	20.4	2	37.5
18:00:00	29	22.2	3	39.2
19:00:00	14	19.1	1	42.5
20:00:00	9	32.2	4	42.5
21:00:00	5	26.0	3	37.5
22:00:00	4	32.5	1	42.5
23:00:00	1	32.5	0	0.0
00:00:00	1	32.5	0	0.0
01:00:00	0	N/A	N/A	N/A
02:00:00	0	N/A	N/A	N/A
03:00:00	0	N/A	N/A	N/A
04:00:00	5	31.5	2	37.5
05:00:00	13	24.6	2	37.5
06:00:00	14	26.4	3	37.5
07:00:00	48	15.8	6	37.5
08:00:00	76	14.7	8	38.1
09:00:00	45	17.8	4	40.0
10:00:00	34	20.4	3	39.2
11:00:00	35	21.1	3	39.2
12:00:00	38	17.8	5	37.5
13:00:00	28	22.9	3	37.5
14:00:00	44	17.3	7	38.9
15:00:00	74	12.4	6	38.3
16:00:00	62	15.2	4	37.5
17:00:00	31	21.1	4	38.8
18:00:00	29	23.2	7	39.6
19:00:00	10	33.0	2	40.0
20:00:00	12	27.1	3	40.8
21:00:00	15	24.7	3	39.2
22:00:00	2	30.0	0	0.0
23:00:00	3	18.3	0	0.0
00:00:00	1	32.5	0	0.0
01:00:00	0	N/A	N/A	N/A
02:00:00	0	N/A	N/A	N/A
03:00:00	1	37.5	1	37.5
04:00:00	2	32.5	0	0.0
05:00:00	4	31.3	0	0.0
06:00:00	19	28.6	7	39.6
07:00:00	43	16.9	6	39.2
08:00:00	62	16.3	8	39.4
09:00:00	44	18.2	3	37.5
10:00:00	40	16.7	4	37.5
11:00:00	30	20.2	3	39.2
12:00:00	38	18.2	4	37.5

Summary of Violators  
Tittleshall war memorial

from Fri-Jan-03-2025-12-00-PM to Sun-Feb-09-2025-11-59-AM

13:00:00	33	22.7	2	40.0
14:00:00	31	17.1	3	37.5
15:00:00	70	14.1	11	38.4
16:00:00	59	16.9	5	40.5
17:00:00	34	18.7	5	37.5
18:00:00	33	21.2	5	39.5
19:00:00	11	27.7	1	42.5
20:00:00	5	26.0	1	42.5
21:00:00	7	33.2	3	39.2
22:00:00	2	40.0	2	40.0
23:00:00	4	24.4	2	37.5
00:00:00	1	42.5	1	42.5
01:00:00	0	N/A	N/A	N/A
02:00:00	0	N/A	N/A	N/A
03:00:00	1	27.5	0	0.0
04:00:00	2	13.8	0	0.0
05:00:00	5	35.5	2	42.5
06:00:00	3	18.3	0	0.0
07:00:00	6	37.5	4	42.5
08:00:00	25	17.1	0	0.0
09:00:00	29	16.4	6	39.2
10:00:00	43	16.4	7	39.6
11:00:00	40	18.4	3	37.5
12:00:00	23	25.1	4	40.0
13:00:00	43	18.1	6	39.2
14:00:00	40	18.3	3	39.2
15:00:00	35	20.5	8	39.4
16:00:00	42	16.7	5	37.5
17:00:00	17	29.7	4	37.5
18:00:00	17	23.5	5	39.5
19:00:00	11	27.7	2	37.5
20:00:00	6	29.6	4	40.0
21:00:00	4	32.5	2	37.5
22:00:00	5	33.5	2	42.5
23:00:00	3	39.2	2	42.5
00:00:00	5	36.5	3	39.2
01:00:00	0	N/A	N/A	N/A
02:00:00	0	N/A	N/A	N/A
03:00:00	0	N/A	N/A	N/A
04:00:00	1	32.5	0	0.0
05:00:00	2	32.5	1	37.5
06:00:00	3	29.2	1	37.5
07:00:00	5	32.5	1	42.5
08:00:00	12	26.3	0	0.0
09:00:00	19	27.8	2	42.5
10:00:00	28	21.9	4	38.8
11:00:00	17	22.2	3	37.5
12:00:00	46	18.1	7	37.5
13:00:00	30	22.9	4	38.8

Summary of Violators  
Tittleshall war memorial

from Fri-Jan-03-2025-12-00-PM to Sun-Feb-09-2025-11-59-AM

14:00:00	35	20.9	6	38.3
15:00:00	26	21.4	3	37.5
16:00:00	46	17.2	3	37.5
17:00:00	19	22.1	3	37.5
18:00:00	23	22.9	3	37.5
19:00:00	7	21.8	1	37.5
20:00:00	2	35.0	1	37.5
21:00:00	11	28.6	3	37.5
22:00:00	5	28.0	2	40.0
23:00:00	1	32.5	0	0.0
00:00:00	1	37.5	1	37.5
01:00:00	1	37.5	1	37.5
02:00:00	0	N/A	N/A	N/A
03:00:00	3	25.8	0	0.0
04:00:00	6	34.2	2	42.5
05:00:00	9	24.2	1	37.5
06:00:00	17	23.5	0	0.0
07:00:00	38	17.7	3	42.5
08:00:00	72	13.2	9	37.5
09:00:00	49	16.2	3	37.5
10:00:00	33	19.8	4	40.0
11:00:00	30	20.6	3	39.2
12:00:00	37	21.3	8	38.8
13:00:00	34	17.0	2	37.5
14:00:00	44	16.8	3	37.5
15:00:00	65	13.1	8	37.5
16:00:00	61	16.8	4	40.0
17:00:00	34	19.9	5	38.5
18:00:00	20	23.9	5	39.5
19:00:00	7	25.7	1	37.5
20:00:00	5	23.5	1	37.5
21:00:00	6	33.3	3	39.2
22:00:00	4	25.0	1	37.5
23:00:00	0	N/A	N/A	N/A
00:00:00	0	N/A	N/A	N/A
01:00:00	0	N/A	N/A	N/A
02:00:00	0	N/A	N/A	N/A
03:00:00	2	30.0	0	0.0
04:00:00	2	32.5	0	0.0
05:00:00	6	29.2	0	0.0
06:00:00	20	26.9	4	41.3
07:00:00	37	16.1	3	37.5
08:00:00	58	15.9	7	37.5
09:00:00	33	22.2	7	41.1
10:00:00	43	14.2	3	37.5
11:00:00	45	18.2	3	37.5
12:00:00	43	17.0	6	38.3
13:00:00	48	17.6	6	39.2
14:00:00	46	20.2	5	39.5

Summary of Violators  
Tittleshall war memorial

from Fri-Jan-03-2025-12-00-PM to Sun-Feb-09-2025-11-59-AM

15:00:00	62	18.0	13	39.0
16:00:00	53	16.6	7	38.2
17:00:00	46	19.4	8	40.0
18:00:00	24	27.1	10	39.5
19:00:00	15	24.7	4	41.3
20:00:00	4	33.8	2	37.5
21:00:00	15	23.7	4	38.8
22:00:00	2	35.0	1	37.5
23:00:00	3	23.3	1	42.5
00:00:00	1	37.5	1	37.5
01:00:00	0	N/A	N/A	N/A
02:00:00	0	N/A	N/A	N/A
03:00:00	1	17.5	0	0.0
04:00:00	7	28.2	0	0.0
05:00:00	11	21.4	0	0.0
06:00:00	16	22.2	3	39.2
07:00:00	41	19.9	5	38.5
08:00:00	61	14.7	7	37.5
09:00:00	49	18.8	9	39.2
10:00:00	38	23.1	6	40.8
11:00:00	34	18.3	1	37.5
12:00:00	39	18.2	5	40.5
13:00:00	43	17.9	4	37.5
14:00:00	49	14.4	2	42.5
15:00:00	61	16.1	7	38.9
16:00:00	57	14.4	8	39.4
17:00:00	41	19.0	6	39.2
18:00:00	19	25.1	6	39.2
19:00:00	13	31.2	4	42.5
20:00:00	10	24.5	2	37.5
21:00:00	6	27.9	2	40.0
22:00:00	2	32.5	1	37.5
23:00:00	0	N/A	N/A	N/A
00:00:00	0	N/A	N/A	N/A
01:00:00	0	N/A	N/A	N/A
02:00:00	0	N/A	N/A	N/A
03:00:00	2	30.0	0	0.0
04:00:00	3	29.2	0	0.0
05:00:00	9	28.1	0	0.0
06:00:00	15	26.7	2	40.0
07:00:00	41	15.4	2	37.5
08:00:00	67	14.6	3	37.5
09:00:00	32	15.4	0	0.0
10:00:00	25	23.5	3	39.2
11:00:00	26	19.9	2	37.5
12:00:00	34	18.4	3	40.8
13:00:00	41	18.5	6	39.2
14:00:00	42	15.4	5	39.5
15:00:00	58	18.3	14	38.9

Summary of Violators  
Tittleshall war memorial

from Fri-Jan-03-2025-12-00-PM to Sun-Feb-09-2025-11-59-AM

16:00:00	60	15.9	7	40.4
17:00:00	51	18.3	7	38.9
18:00:00	30	25.9	11	39.8
19:00:00	12	28.5	2	37.5
20:00:00	7	29.6	1	37.5
21:00:00	18	22.5	3	37.5
22:00:00	3	32.5	1	37.5
23:00:00	3	37.5	2	40.0
00:00:00	0	N/A	N/A	N/A
01:00:00	0	N/A	N/A	N/A
02:00:00	0	N/A	N/A	N/A
03:00:00	1	27.5	0	0.0
04:00:00	2	32.5	1	37.5
05:00:00	5	34.5	1	47.5
06:00:00	15	22.3	1	37.5
07:00:00	40	17.9	4	40.0
08:00:00	71	15.1	10	39.0
09:00:00	34	23.5	4	42.5
10:00:00	33	24.3	8	39.4
11:00:00	34	19.7	3	39.2
12:00:00	46	17.1	4	38.8
13:00:00	36	20.4	2	40.0
14:00:00	38	19.8	4	38.8
15:00:00	60	14.5	7	38.9
16:00:00	67	15.2	10	39.0
17:00:00	36	19.7	8	39.4
18:00:00	41	22.3	9	40.3
19:00:00	12	26.5	3	37.5
20:00:00	6	30.0	1	37.5
21:00:00	13	22.1	1	37.5
22:00:00	5	31.5	2	40.0
23:00:00	2	37.5	1	47.5
00:00:00	2	37.5	1	42.5
01:00:00	0	N/A	N/A	N/A
02:00:00	0	N/A	N/A	N/A
03:00:00	1	27.5	0	0.0
04:00:00	1	27.5	0	0.0
05:00:00	1	47.5	1	47.5
06:00:00	8	28.8	1	37.5
07:00:00	12	29.4	3	40.8
08:00:00	20	20.8	2	40.0
09:00:00	37	16.2	5	37.5
10:00:00	29	16.3	1	37.5
11:00:00	33	23.2	5	40.5
12:00:00	41	16.3	5	39.5
13:00:00	29	21.0	4	40.0
14:00:00	34	15.4	5	38.5
15:00:00	27	22.7	4	40.0
16:00:00	17	30.0	4	40.0

Summary of Violators  
Tittleshall war memorial

from Fri-Jan-03-2025-12-00-PM to Sun-Feb-09-2025-11-59-AM

17:00:00	28	23.7	4	38.8
18:00:00	27	23.5	6	41.7
19:00:00	12	29.4	3	39.2
20:00:00	3	29.2	1	37.5
21:00:00	8	23.1	1	37.5
22:00:00	10	26.8	2	40.0
23:00:00	6	23.8	2	37.5



Incoming Histogram

Tittleshall war memorial

from Fri-Jan-03-2025-12-00-PM to Sun-Feb-09-2025-11-59-AM

Date	Starting Hr:min	<15	15 to <20	20 to <25	25 to <30	30 to <35	35 to <40	40 to <45	45 to <50	50 to <55	55 to <60	60 to <65	65 to <70	70 to <75	75 to <80	80 to <85	85 to <90	90 to <95	95 to <100	100 to >105	Total Counts	Avg Speed (MPH)	85pet Speed	10MPH Pace	% in pace	# of Speeders	% Speeders	
03/01/2025	00:00	*	*	*	*	*	*	*	*	*	*	*	*	*	*	*	*	*	*	*	*	*	*	*	*	*	*	
03/01/2025	01:00	*	*	*	*	*	*	*	*	*	*	*	*	*	*	*	*	*	*	*	*	*	*	*	*	*	*	
03/01/2025	02:00	*	*	*	*	*	*	*	*	*	*	*	*	*	*	*	*	*	*	*	*	*	*	*	*	*	*	
03/01/2025	03:00	*	*	*	*	*	*	*	*	*	*	*	*	*	*	*	*	*	*	*	*	*	*	*	*	*	*	
03/01/2025	04:00	*	*	*	*	*	*	*	*	*	*	*	*	*	*	*	*	*	*	*	*	*	*	*	*	*	*	
03/01/2025	05:00	*	*	*	*	*	*	*	*	*	*	*	*	*	*	*	*	*	*	*	*	*	*	*	*	*	*	
03/01/2025	06:00	*	*	*	*	*	*	*	*	*	*	*	*	*	*	*	*	*	*	*	*	*	*	*	*	*	*	
03/01/2025	07:00	*	*	*	*	*	*	*	*	*	*	*	*	*	*	*	*	*	*	*	*	*	*	*	*	*	*	
03/01/2025	08:00	*	*	*	*	*	*	*	*	*	*	*	*	*	*	*	*	*	*	*	*	*	*	*	*	*	*	
03/01/2025	09:00	*	*	*	*	*	*	*	*	*	*	*	*	*	*	*	*	*	*	*	*	*	*	*	*	*	*	
03/01/2025	10:00	*	*	*	*	*	*	*	*	*	*	*	*	*	*	*	*	*	*	*	*	*	*	*	*	*	*	
03/01/2025	11:00	*	*	*	*	*	*	*	*	*	*	*	*	*	*	*	*	*	*	*	*	*	*	*	*	*	*	
03/01/2025	12:00	0	1	5	12	2	6	0	0	0	0	0	0	0	0	0	0	0	0	0	0	26	28.7	36.7	20 to 30	65.4	6	23.1
03/01/2025	13:00	1	2	4	14	12	4	1	0	0	0	0	0	0	0	0	0	0	0	0	0	38	28.8	34.6	25 to 35	68.4	5	13.2
03/01/2025	14:00	1	1	6	11	4	5	2	0	0	0	0	0	0	0	0	0	0	0	0	0	30	28.7	38	20 to 30	56.7	7	23.3
03/01/2025	15:00	0	0	6	13	10	5	5	0	0	0	0	0	0	0	0	0	0	0	0	0	39	30.9	39	25 to 35	59.0	10	25.6
03/01/2025	16:00	0	1	11	19	6	1	2	1	0	1	0	0	0	0	0	0	0	0	0	0	42	28.5	34.2	20 to 30	71.4	5	11.9
03/01/2025	17:00	0	0	5	13	4	3	2	1	0	0	0	0	0	0	0	0	0	0	0	0	28	29.9	38.3	20 to 30	64.3	6	21.4
03/01/2025	18:00	0	2	1	4	5	4	1	0	1	0	0	0	0	0	0	0	0	0	0	0	18	31.6	38.8	25 to 35	50.0	6	33.3
03/01/2025	19:00	0	0	0	2	2	3	1	1	0	0	0	0	0	0	0	0	0	0	0	0	9	35.4	45	30 to 40	55.6	5	55.6
03/01/2025	20:00	0	0	0	0	1	0	0	0	0	0	0	0	0	0	0	0	0	0	0	0	1	32	35	25 to 35	100.0	*	*
03/01/2025	21:00	0	0	1	0	0	1	0	0	0	0	0	0	0	0	0	0	0	0	0	0	2	29.5	40	15 to 25	50.0	1	50.0
03/01/2025	22:00	0	0	0	0	0	1	1	0	0	0	0	0	0	0	0	0	0	0	0	0	2	39.5	45	35 to 45	100.0	2	100.0
03/01/2025	23:00	0	0	0	1	0	1	0	0	0	0	0	0	0	0	0	0	0	0	0	0	2	32	40	20 to 30	50.0	1	50.0
24 Hr Summary		2	7	39	89	46	34	15	3	1	1	0	0	0	0	0	0	0	0	0	237	29.8	37.6	25 to 35	57.0	54	22.8	

Incoming Histogram

Tittleshall war memorial

from Fri-Jan-03-2025-12-00-PM to Sun-Feb-09-2025-11-59-AM

Date	Starting Hr:min	<15	15 to <20	20 to <25	25 to <30	30 to <35	35 to <40	40 to <45	45 to <50	50 to <55	55 to <60	60 to <65	65 to <70	70 to <75	75 to <80	80 to <85	85 to <90	90 to <95	95 to <100	100 to >105	Total Counts	Avg Speed (MPH)	85pet Speed	10MPH Pace	% in pace	# of Speeders	% Speeders	
04/01/2025	00:00	0	0	0	0	0	0	0	0	0	0	0	0	0	0	0	0	0	0	0	0	0	0	*	*	*	*	
04/01/2025	01:00	0	0	0	0	0	0	0	0	0	0	0	0	0	0	0	0	0	0	0	0	0	0	*	*	*	*	
04/01/2025	02:00	0	0	0	0	0	0	0	0	0	0	0	0	0	0	0	0	0	0	0	0	0	0	*	*	*	*	
04/01/2025	03:00	0	0	0	0	0	0	0	0	0	0	0	0	0	0	0	0	0	0	0	0	0	0	*	*	*	*	
04/01/2025	04:00	0	0	0	0	1	0	0	0	0	0	0	0	0	0	0	0	0	0	0	0	1	32	35	25 to 35	100.0	*	*
04/01/2025	05:00	0	1	4	2	1	1	0	0	0	0	0	0	0	0	0	0	0	0	0	0	9	25.4	35	20 to 30	66.7	1	11.1
04/01/2025	06:00	0	0	0	2	0	1	0	0	0	0	0	0	0	0	0	0	0	0	0	0	3	30.3	40	20 to 30	66.7	1	33.3
04/01/2025	07:00	2	0	0	2	2	5	0	0	0	0	0	0	0	0	0	0	0	0	0	0	11	29.8	38	30 to 40	63.6	5	45.5
04/01/2025	08:00	1	1	2	6	4	3	2	1	0	0	0	0	0	0	0	0	0	0	0	0	20	30.3	40	25 to 35	50.0	6	30.0
04/01/2025	09:00	0	1	3	6	1	0	1	0	0	0	0	0	0	0	0	0	0	0	0	0	12	26.8	30	20 to 30	75.0	1	8.3
04/01/2025	10:00	0	1	4	9	6	2	2	0	0	0	0	0	0	0	0	0	0	0	0	0	24	29.3	35	25 to 35	62.5	4	16.7
04/01/2025	11:00	0	0	5	8	4	7	1	2	0	0	0	0	0	0	0	0	0	0	0	0	27	31.6	39.3	20 to 30	48.1	10	37.0
04/01/2025	12:00	0	0	5	16	7	5	2	2	0	0	0	0	0	0	0	0	0	0	0	0	37	30.8	38	25 to 35	62.2	9	24.3
04/01/2025	13:00	0	1	2	14	9	3	1	2	0	0	0	0	0	0	0	0	0	0	0	0	32	30.7	36.7	25 to 35	71.9	6	18.8
04/01/2025	14:00	0	3	5	15	5	7	0	0	0	0	0	0	0	0	0	0	0	0	0	0	35	28.3	36.4	20 to 30	57.1	7	20.0
04/01/2025	15:00	0	1	6	9	2	6	1	2	0	0	0	0	0	0	0	0	0	0	0	0	27	30.3	39.2	20 to 30	55.6	9	33.3
04/01/2025	16:00	2	1	1	7	5	3	0	1	0	0	0	0	0	0	0	0	0	0	0	0	20	28.6	36.7	25 to 35	60.0	4	20.0
04/01/2025	17:00	0	0	0	6	7	2	2	1	0	0	0	0	0	0	0	0	0	0	0	0	18	32.9	40	25 to 35	72.2	5	27.8
04/01/2025	18:00	0	0	2	4	7	4	2	0	0	0	0	0	0	0	0	0	0	0	0	0	19	32.2	38.8	25 to 35	57.9	6	31.6
04/01/2025	19:00	0	1	3	4	2	1	1	0	0	0	0	0	0	0	0	0	0	0	0	0	12	27.9	35	20 to 30	58.3	2	16.7
04/01/2025	20:00	0	0	1	3	0	0	0	0	0	0	0	0	0	0	0	0	0	0	0	0	4	25.8	28.3	20 to 30	100.0	*	*
04/01/2025	21:00	0	0	1	1	2	0	1	0	0	0	0	0	0	0	0	0	0	0	0	0	5	31	35	25 to 35	60.0	1	20.0
04/01/2025	22:00	0	0	0	0	0	0	0	0	0	0	0	0	0	0	0	0	0	0	0	0	0	0	*	*	*	*	
04/01/2025	23:00	0	0	0	0	0	0	0	0	0	0	0	0	0	0	0	0	0	0	0	0	0	0	*	*	*	*	
24 Hr Summary		5	11	44	114	65	50	16	11	0	0	0	0	0	0	0	0	0	0	0	0	316	29.9	38	25 to 35	56.6	77	24.4

Incoming Histogram

Tittleshall war memorial

from Fri-Jan-03-2025-12-00-PM to Sun-Feb-09-2025-11-59-AM

Date	Starting Hr:min	<15	15 to <20	20 to <25	25 to <30	30 to <35	35 to <40	40 to <45	45 to <50	50 to <55	55 to <60	60 to <65	65 to <70	70 to <75	75 to <80	80 to <85	85 to <90	90 to <95	95 to <100	100 to >105	Total Counts	Avg Speed (MPH)	85pet Speed	10MPH Pace	% in pace	# of Speeders	% Speeders	
05/01/2025	00:00	0	0	0	0	0	1	0	0	0	0	0	0	0	0	0	0	0	0	0	0	1	37	40	30 to 40	100.0	1	100.0
05/01/2025	01:00	0	0	0	0	1	1	0	0	0	0	0	0	0	0	0	0	0	0	0	0	2	34.5	40	30 to 40	100.0	1	50.0
05/01/2025	02:00	0	0	1	0	0	1	0	0	0	0	0	0	0	0	0	0	0	0	0	0	2	29.5	40	15 to 25	50.0	1	50.0
05/01/2025	03:00	0	0	0	0	1	0	0	0	0	0	0	0	0	0	0	0	0	0	0	0	1	32	35	25 to 35	100.0	*	*
05/01/2025	04:00	0	0	0	0	0	0	0	0	0	0	0	0	0	0	0	0	0	0	0	0	0	0	0	*	*	*	*
05/01/2025	05:00	0	0	0	1	1	0	0	0	0	0	0	0	0	0	0	0	0	0	0	0	2	29.5	35	25 to 35	100.0	*	*
05/01/2025	06:00	0	0	0	1	0	1	0	0	0	0	0	0	0	0	0	0	0	0	0	0	2	32	40	20 to 30	50.0	1	50.0
05/01/2025	07:00	0	0	0	1	1	0	1	0	0	0	0	0	0	0	0	0	0	0	0	0	3	33.7	45	25 to 35	66.7	1	33.3
05/01/2025	08:00	0	1	1	0	1	0	0	1	0	0	0	0	0	0	0	0	0	0	0	0	4	29.5	35	15 to 25	50.0	1	25.0
05/01/2025	09:00	0	0	7	12	5	0	2	0	0	0	0	0	0	0	0	0	0	0	0	0	26	28	33	20 to 30	73.1	2	7.7
05/01/2025	10:00	0	1	6	18	5	5	0	1	0	0	0	0	0	0	0	0	0	0	0	0	36	28.8	36	20 to 30	66.7	6	16.7
05/01/2025	11:00	0	1	1	7	4	3	2	0	0	0	0	0	0	0	0	0	0	0	0	0	18	30.7	38.3	25 to 35	61.1	5	27.8
05/01/2025	12:00	0	0	6	2	13	2	0	0	1	0	0	0	0	0	0	0	0	0	0	0	24	30.6	34.6	25 to 35	62.5	3	12.5
05/01/2025	13:00	0	2	2	10	4	9	3	1	0	0	0	0	0	0	0	0	0	0	0	0	31	31.8	39.4	25 to 35	45.2	13	41.9
05/01/2025	14:00	0	0	1	5	5	4	2	0	0	0	0	0	0	0	0	0	0	0	0	0	17	32.5	38.8	25 to 35	58.8	6	35.3
05/01/2025	15:00	0	0	2	4	6	6	4	0	0	0	0	0	0	0	0	0	0	0	0	0	22	33.5	41.2	30 to 40	54.5	10	45.5
05/01/2025	16:00	0	0	2	6	3	4	1	0	0	0	0	0	0	0	0	0	0	0	0	0	16	30.8	38.8	25 to 35	56.3	5	31.3
05/01/2025	17:00	0	0	0	2	0	2	3	0	0	0	0	0	0	0	0	0	0	0	0	0	7	36.4	43.3	35 to 45	71.4	5	71.4
05/01/2025	18:00	0	0	2	1	1	1	1	1	1	0	0	0	0	0	0	0	0	0	0	0	8	35.1	50	20 to 30	37.5	4	50.0
05/01/2025	19:00	0	0	0	0	4	0	0	1	0	0	0	0	0	0	0	0	0	0	0	0	5	35	35	25 to 35	80.0	1	20.0
05/01/2025	20:00	0	0	0	1	2	0	0	0	0	0	0	0	0	0	0	0	0	0	0	0	3	30.3	35	25 to 35	100.0	*	*
05/01/2025	21:00	0	0	0	1	1	0	0	0	0	0	0	0	0	0	0	0	0	0	0	0	2	29.5	35	25 to 35	100.0	*	*
05/01/2025	22:00	0	0	0	1	1	0	0	0	0	0	0	0	0	0	0	0	0	0	0	0	2	29.5	35	25 to 35	100.0	*	*
05/01/2025	23:00	0	0	0	1	0	0	0	0	0	0	0	0	0	0	0	0	0	0	0	0	1	27	30	20 to 30	100.0	*	*
24 Hr Summary		0	5	31	74	59	40	19	5	2	0	0	0	0	0	0	0	0	0	0	0	235	31.1	38.9	25 to 35	56.6	66	28.1

Incoming Histogram

Tittleshall war memorial

from Fri-Jan-03-2025-12-00-PM to Sun-Feb-09-2025-11-59-AM

Date	Starting Hr:min	<15	15 to <20	20 to <25	25 to <30	30 to <35	35 to <40	40 to <45	45 to <50	50 to <55	55 to <60	60 to <65	65 to <70	70 to <75	75 to <80	80 to <85	85 to <90	90 to <95	95 to <100	100 to >105	Total Counts	Avg Speed (MPH)	85pet Speed	10MPH Pace	% in pace	# of Speeders	% Speeders	
06/01/2025	00:00	0	0	0	1	0	0	0	0	0	0	0	0	0	0	0	0	0	0	0	0	1	27	30	20 to 30	100.0	*	*
06/01/2025	01:00	0	0	0	0	0	0	0	0	0	0	0	0	0	0	0	0	0	0	0	0	0	0	0	*	*	*	*
06/01/2025	02:00	0	0	0	0	0	0	0	0	0	0	0	0	0	0	0	0	0	0	0	0	0	0	0	*	*	*	*
06/01/2025	03:00	0	0	0	0	0	0	1	0	0	0	0	0	0	0	0	0	0	0	0	1	42	45	35 to 45	100.0	1	100.0	
06/01/2025	04:00	0	0	0	0	0	0	0	0	1	0	0	0	0	0	0	0	0	0	0	1	52	55	45 to 55	100.0	1	100.0	
06/01/2025	05:00	0	0	0	1	2	2	4	1	0	0	0	0	0	0	0	0	0	0	0	10	38	43.8	35 to 45	60.0	7	70.0	
06/01/2025	06:00	0	0	0	5	2	6	0	1	0	0	0	0	0	0	0	0	0	0	0	14	33.6	39.2	30 to 40	57.1	7	50.0	
06/01/2025	07:00	0	5	8	13	8	4	2	2	0	0	0	0	0	0	0	0	0	0	0	42	28.6	37.5	20 to 30	50.0	8	19.0	
06/01/2025	08:00	0	0	1	11	11	3	1	0	0	0	0	0	0	0	0	0	0	0	0	27	30.7	35	25 to 35	81.5	4	14.8	
06/01/2025	09:00	1	2	4	6	5	4	2	1	0	0	0	0	0	0	0	0	0	0	0	25	29.6	38.8	25 to 35	44.0	7	28.0	
06/01/2025	10:00	0	1	7	6	9	3	3	0	0	0	0	0	0	0	0	0	0	0	0	29	29.8	38.3	25 to 35	51.7	6	20.7	
06/01/2025	11:00	0	0	5	13	12	3	1	2	0	0	0	0	0	0	0	0	0	0	0	36	30.6	36.7	25 to 35	69.4	6	16.7	
06/01/2025	12:00	0	0	5	11	10	3	1	0	0	1	0	0	0	0	0	0	0	0	0	31	30.5	35	25 to 35	67.7	5	16.1	
06/01/2025	13:00	0	1	3	10	4	3	0	1	0	0	0	0	0	0	0	0	0	0	0	22	29.3	36.7	25 to 35	63.6	4	18.2	
06/01/2025	14:00	1	0	1	14	5	8	0	0	0	0	0	0	0	0	0	0	0	0	0	29	30.2	37.5	25 to 35	65.5	8	27.6	
06/01/2025	15:00	0	1	3	12	11	8	1	0	0	0	0	0	0	0	0	0	0	0	0	36	30.6	37.5	25 to 35	63.9	9	25.0	
06/01/2025	16:00	0	0	10	16	9	4	0	0	0	0	0	0	0	0	0	0	0	0	0	39	28.2	33.9	20 to 30	66.7	4	10.3	
06/01/2025	17:00	1	0	4	8	8	8	3	1	0	0	0	0	0	0	0	0	0	0	0	33	31.8	39.4	25 to 35	48.5	12	36.4	
06/01/2025	18:00	0	0	5	14	3	1	4	1	0	0	0	0	0	0	0	0	0	0	0	28	30	41.2	20 to 30	67.9	6	21.4	
06/01/2025	19:00	0	0	0	2	0	2	2	1	0	0	0	0	0	0	0	0	0	0	0	7	37.1	45	35 to 45	57.1	5	71.4	
06/01/2025	20:00	0	0	0	1	2	0	1	1	0	0	0	0	0	0	0	0	0	0	0	5	36	45	25 to 35	60.0	2	40.0	
06/01/2025	21:00	0	0	0	1	0	0	0	0	0	0	0	0	0	0	0	0	0	0	0	1	27	30	20 to 30	100.0	*	*	
06/01/2025	22:00	0	0	0	0	0	1	0	0	0	0	0	0	0	0	0	0	0	0	0	1	37	40	30 to 40	100.0	1	100.0	
06/01/2025	23:00	0	0	0	0	1	0	0	0	0	0	0	0	0	0	0	0	0	0	0	1	32	35	25 to 35	100.0	*	*	
24 Hr Summary		3	10	56	145	102	63	26	12	1	1	0	0	0	0	0	0	0	0	0	419	30.5	38.2	25 to 35	58.9	103	24.6	

Incoming Histogram

Tittleshall war memorial

from Fri-Jan-03-2025-12-00-PM to Sun-Feb-09-2025-11-59-AM

Date	Starting Hr:min	<15	15 to <20	20 to <25	25 to <30	30 to <35	35 to <40	40 to <45	45 to <50	50 to <55	55 to <60	60 to <65	65 to <70	70 to <75	75 to <80	80 to <85	85 to <90	90 to <95	95 to <100	100 to >105	Total Counts	Avg Speed (MPH)	85pet Speed	10MPH Pace	% in pace	# of Speeders	% Speeders	
07/01/2025	00:00	0	0	0	0	0	0	0	0	0	0	0	0	0	0	0	0	0	0	0	0	0	0	*	*	*	*	
07/01/2025	01:00	0	0	0	0	0	0	0	0	0	0	0	0	0	0	0	0	0	0	0	0	0	0	*	*	*	*	
07/01/2025	02:00	0	0	0	0	0	0	0	0	0	0	0	0	0	0	0	0	0	0	0	0	0	0	*	*	*	*	
07/01/2025	03:00	0	0	0	0	0	1	0	0	0	0	0	0	0	0	0	0	0	0	0	0	1	37	40	30 to 40	100.0	1	100.0
07/01/2025	04:00	0	0	0	0	1	0	0	0	0	0	0	0	0	0	0	0	0	0	0	0	1	32	35	25 to 35	100.0	*	*
07/01/2025	05:00	1	0	3	6	1	2	0	0	0	0	0	0	0	0	0	0	0	0	0	0	13	26.8	35	20 to 30	69.2	2	15.4
07/01/2025	06:00	0	0	1	6	6	2	2	0	0	0	0	0	0	0	0	0	0	0	0	0	17	31.6	37.5	25 to 35	70.6	4	23.5
07/01/2025	07:00	0	1	0	6	6	4	5	3	0	0	0	0	0	0	0	0	0	0	0	0	25	35	44	25 to 35	48.0	12	48.0
07/01/2025	08:00	2	1	1	16	7	3	3	2	0	0	0	0	0	0	0	0	0	0	0	0	35	30.2	40	25 to 35	65.7	8	22.9
07/01/2025	09:00	3	0	6	15	7	7	2	0	0	0	0	0	0	0	0	0	0	0	0	0	40	28.8	37.1	25 to 35	55.0	9	22.5
07/01/2025	10:00	2	1	5	11	10	3	2	0	0	0	0	0	0	0	0	0	0	0	0	0	34	28.5	35	25 to 35	61.8	5	14.7
07/01/2025	11:00	5	1	8	12	8	3	2	0	0	0	0	0	0	0	0	0	0	0	0	0	39	26.5	34.4	20 to 30	51.3	5	12.8
07/01/2025	12:00	2	0	2	6	4	7	2	0	0	0	0	0	0	0	0	0	0	0	0	0	23	30.7	39.3	30 to 40	47.8	9	39.1
07/01/2025	13:00	1	3	7	7	7	4	1	1	0	0	0	0	0	0	0	0	0	0	0	0	31	28.1	36.2	20 to 30	45.2	6	19.4
07/01/2025	14:00	3	0	3	10	5	1	2	0	0	0	0	0	0	0	0	0	0	0	0	0	24	27.4	34	25 to 35	62.5	3	12.5
07/01/2025	15:00	0	1	8	11	13	9	0	0	0	1	0	0	0	0	0	0	0	0	0	0	43	30.3	37.2	25 to 35	55.8	10	23.3
07/01/2025	16:00	1	5	9	15	16	3	2	0	0	0	0	0	0	0	0	0	0	0	0	0	51	27.8	34.1	25 to 35	60.8	5	9.8
07/01/2025	17:00	1	0	4	13	12	7	3	1	0	0	0	0	0	0	0	0	0	0	0	0	41	31.1	38.6	25 to 35	61.0	11	26.8
07/01/2025	18:00	0	0	4	9	8	3	1	0	0	0	0	0	0	0	0	0	0	0	0	0	25	29.8	35	25 to 35	68.0	4	16.0
07/01/2025	19:00	0	0	7	4	6	3	1	1	0	0	0	0	0	0	0	0	0	0	0	0	22	29.9	38.3	20 to 30	50.0	5	22.7
07/01/2025	20:00	1	1	0	0	1	1	1	0	0	0	0	0	0	0	0	0	0	0	0	0	5	28	40	10 to 20	40.0	2	40.0
07/01/2025	21:00	0	0	0	0	0	0	0	0	0	0	0	0	0	0	0	0	0	0	0	0	0	0	0	*	*	*	*
07/01/2025	22:00	0	0	1	1	0	1	0	0	0	0	0	0	0	0	0	0	0	0	0	0	3	28.7	40	20 to 30	66.7	1	33.3
07/01/2025	23:00	0	0	0	0	0	0	0	0	0	0	0	0	0	0	0	0	0	0	0	0	0	0	0	*	*	*	*
24 Hr Summary		22	14	69	148	118	64	29	8	0	1	0	0	0	0	0	0	0	0	0	0	473	29.4	37.4	25 to 35	56.2	102	21.6

Incoming Histogram

Tittleshall war memorial

from Fri-Jan-03-2025-12-00-PM to Sun-Feb-09-2025-11-59-AM

Date	Starting Hr:min	<15	15 to <20	20 to <25	25 to <30	30 to <35	35 to <40	40 to <45	45 to <50	50 to <55	55 to <60	60 to <65	65 to <70	70 to <75	75 to <80	80 to <85	85 to <90	90 to <95	95 to <100	100 to >105	Total Counts	Avg Speed (MPH)	85pet Speed	10MPH Pace	% in pace	# of Speeders	% Speeders
08/01/2025	00:00	0	0	0	0	0	0	0	0	0	0	0	0	0	0	0	0	0	0	0	0	0	0	*	*	*	*
08/01/2025	01:00	0	0	0	0	0	0	0	0	0	0	0	0	0	0	0	0	0	0	0	0	0	0	*	*	*	*
08/01/2025	02:00	0	0	0	0	0	1	0	0	0	0	0	0	0	0	0	0	0	0	0	1	37	40	30 to 40	100.0	1	100.0
08/01/2025	03:00	0	0	0	0	0	0	0	0	0	0	0	0	0	0	0	0	0	0	0	0	0	0	*	*	*	*
08/01/2025	04:00	0	0	0	0	1	0	0	0	0	0	0	0	0	0	0	0	0	0	0	1	32	35	25 to 35	100.0	*	*
08/01/2025	05:00	0	2	0	2	2	2	1	0	0	0	0	0	0	0	0	0	0	0	0	9	29.8	40	25 to 35	44.4	3	33.3
08/01/2025	06:00	0	1	1	3	6	1	0	0	0	0	0	0	0	0	0	0	0	0	0	12	29.2	34.2	25 to 35	75.0	1	8.3
08/01/2025	07:00	1	2	3	14	6	4	1	0	0	0	0	0	0	0	0	0	0	0	0	31	28.4	35	25 to 35	64.5	5	16.1
08/01/2025	08:00	2	0	8	18	10	3	1	0	0	0	0	0	0	0	0	0	0	0	0	42	27.8	34	25 to 35	66.7	4	9.5
08/01/2025	09:00	3	2	5	12	2	3	0	0	0	0	0	0	0	0	0	0	0	0	0	27	25.4	32.5	20 to 30	63.0	3	11.1
08/01/2025	10:00	5	3	6	15	5	4	2	0	0	0	0	0	0	0	0	0	0	0	0	40	26.3	35	20 to 30	52.5	6	15.0
08/01/2025	11:00	4	0	8	10	12	5	0	0	0	0	0	0	0	0	0	0	0	0	0	39	27.1	34.6	25 to 35	56.4	5	12.8
08/01/2025	12:00	5	2	2	8	6	2	0	1	0	0	0	0	0	0	0	0	0	0	0	26	25.1	34.2	25 to 35	53.8	3	11.5
08/01/2025	13:00	1	2	3	10	7	2	0	0	0	0	0	0	0	0	0	0	0	0	0	25	27.4	33.6	25 to 35	68.0	2	8.0
08/01/2025	14:00	0	2	5	14	8	4	0	0	0	0	0	0	0	0	0	0	0	0	0	33	28.4	34.4	25 to 35	66.7	4	12.1
08/01/2025	15:00	0	2	10	17	15	8	1	0	0	0	0	0	0	0	0	0	0	0	0	53	29.2	35.6	25 to 35	60.4	9	17.0
08/01/2025	16:00	1	0	6	18	12	6	1	0	0	0	0	0	0	0	0	0	0	0	0	44	29.3	35	25 to 35	68.2	7	15.9
08/01/2025	17:00	0	3	9	16	11	6	2	0	0	0	0	0	0	0	0	0	0	0	0	47	28.8	35.8	25 to 35	57.4	8	17.0
08/01/2025	18:00	0	0	5	7	9	5	0	0	0	0	0	0	0	0	0	0	0	0	0	26	29.9	36	25 to 35	61.5	5	19.2
08/01/2025	19:00	0	0	2	3	0	4	0	0	0	0	0	0	0	0	0	0	0	0	0	9	30.6	38.8	20 to 30	55.6	4	44.4
08/01/2025	20:00	0	0	0	6	3	0	1	0	0	0	0	0	0	0	0	0	0	0	0	10	30.2	33.3	25 to 35	90.0	1	10.0
08/01/2025	21:00	0	0	1	1	1	0	0	0	0	0	0	0	0	0	0	0	0	0	0	3	27	35	20 to 30	66.7	*	*
08/01/2025	22:00	0	0	0	0	0	1	0	0	0	0	0	0	0	0	0	0	0	0	0	1	37	40	30 to 40	100.0	1	100.0
08/01/2025	23:00	0	0	0	0	0	1	0	0	0	0	0	0	0	0	0	0	0	0	0	1	37	40	30 to 40	100.0	1	100.0
24 Hr Summary		22	21	74	174	116	62	10	1	0	0	0	0	0	0	0	0	0	0	0	480	28.1	35.1	25 to 35	60.4	73	15.2

Incoming Histogram

Tittleshall war memorial

from Fri-Jan-03-2025-12-00-PM to Sun-Feb-09-2025-11-59-AM

Date	Starting Hr:min	<15	15 to <20	20 to <25	25 to <30	30 to <35	35 to <40	40 to <45	45 to <50	50 to <55	55 to <60	60 to <65	65 to <70	70 to <75	75 to <80	80 to <85	85 to <90	90 to <95	95 to <100	100 to >105	Total Counts	Avg Speed (MPH)	85pet Speed	10MPH Pace	% in pace	# of Speeders	% Speeders	
09/01/2025	00:00	0	0	0	0	0	0	0	0	0	0	0	0	0	0	0	0	0	0	0	0	0	0	*	*	*	*	
09/01/2025	01:00	0	0	0	0	0	0	0	0	0	0	0	0	0	0	0	0	0	0	0	0	0	0	*	*	*	*	
09/01/2025	02:00	0	0	0	0	0	0	0	0	0	0	0	0	0	0	0	0	0	0	0	0	0	0	*	*	*	*	
09/01/2025	03:00	0	0	0	0	0	0	0	0	0	0	0	0	0	0	0	0	0	0	0	0	0	0	*	*	*	*	
09/01/2025	04:00	0	0	0	0	1	0	0	0	0	0	0	0	0	0	0	0	0	0	0	0	1	32	35	25 to 35	100.0	*	*
09/01/2025	05:00	0	1	1	2	2	1	1	0	0	0	0	0	0	0	0	0	0	0	0	0	8	29.5	40	25 to 35	50.0	2	25.0
09/01/2025	06:00	1	0	2	4	2	1	1	2	0	0	0	0	0	0	0	0	0	0	0	0	13	30.9	45	20 to 30	46.2	4	30.8
09/01/2025	07:00	1	1	6	16	6	5	2	1	0	0	0	0	0	0	0	0	0	0	0	0	38	29.2	37	20 to 30	57.9	8	21.1
09/01/2025	08:00	1	0	7	11	18	10	2	0	0	0	0	0	0	0	0	0	0	0	0	0	49	30.7	37.5	25 to 35	59.2	12	24.5
09/01/2025	09:00	1	0	6	15	10	5	2	0	0	0	0	0	0	0	0	0	0	0	0	0	39	29.4	36	25 to 35	64.1	7	17.9
09/01/2025	10:00	4	0	7	7	6	5	1	0	0	0	0	0	0	0	0	0	0	0	0	0	30	27	37	20 to 30	46.7	6	20.0
09/01/2025	11:00	3	4	10	13	11	0	0	2	0	0	0	0	0	0	0	0	0	0	0	0	43	26.3	33.2	25 to 35	55.8	2	4.7
09/01/2025	12:00	0	1	6	14	11	6	2	0	0	0	0	0	0	0	0	0	0	0	0	0	40	29.9	36.7	25 to 35	62.5	8	20.0
09/01/2025	13:00	3	4	6	11	2	8	0	1	0	0	0	0	0	0	0	0	0	0	0	0	35	27.1	37.5	20 to 30	48.6	9	25.7
09/01/2025	14:00	0	2	4	7	11	6	1	0	0	0	0	0	0	0	0	0	0	0	0	0	31	30.1	36.7	25 to 35	58.1	7	22.6
09/01/2025	15:00	0	0	7	16	16	10	3	0	0	0	0	0	0	0	0	0	0	0	0	0	52	30.9	37.5	25 to 35	61.5	13	25.0
09/01/2025	16:00	0	2	11	15	5	0	1	0	0	0	0	0	0	0	0	0	0	0	0	0	34	26.2	31	20 to 30	76.5	1	2.9
09/01/2025	17:00	0	0	6	12	7	6	3	0	0	0	0	0	0	0	0	0	0	0	0	0	34	30.5	38.3	25 to 35	55.9	9	26.5
09/01/2025	18:00	0	0	4	6	6	2	1	2	0	0	0	0	0	0	0	0	0	0	0	0	21	31.2	40	25 to 35	57.1	5	23.8
09/01/2025	19:00	0	0	0	3	0	2	0	0	0	0	0	0	0	0	0	0	0	0	0	0	5	31.2	37.5	20 to 30	60.0	2	40.0
09/01/2025	20:00	0	0	2	0	2	0	0	0	0	0	0	0	0	0	0	0	0	0	0	0	4	27	32.5	15 to 25	50.0	*	*
09/01/2025	21:00	0	0	0	1	0	3	0	0	0	0	0	0	0	0	0	0	0	0	0	0	4	34.8	38.3	30 to 40	75.0	3	75.0
09/01/2025	22:00	0	0	0	2	3	0	0	0	0	0	0	0	0	0	0	0	0	0	0	0	5	30.4	33.3	25 to 35	100.0	*	*
09/01/2025	23:00	0	0	0	0	0	0	0	0	0	0	0	0	0	0	0	0	0	0	0	0	0	0	0	*	*	*	*
24 Hr Summary		14	15	85	155	119	70	20	8	0	0	0	0	0	0	0	0	0	0	0	0	486	29.2	36.8	25 to 35	56.4	98	20.2

Incoming Histogram

Tittleshall war memorial

from Fri-Jan-03-2025-12-00-PM to Sun-Feb-09-2025-11-59-AM

Date	Starting Hr:min	<15	15 to <20	20 to <25	25 to <30	30 to <35	35 to <40	40 to <45	45 to <50	50 to <55	55 to <60	60 to <65	65 to <70	70 to <75	75 to <80	80 to <85	85 to <90	90 to <95	95 to <100	100 to >105	Total Counts	Avg Speed (MPH)	85pet Speed	10MPH Pace	% in pace	# of Speeders	% Speeders
10/01/2025	00:00	0	0	0	0	0	0	0	0	0	0	0	0	0	0	0	0	0	0	0	0	0	0	*	*	*	*
10/01/2025	01:00	0	0	0	0	0	0	0	0	0	0	0	0	0	0	0	0	0	0	0	0	0	0	*	*	*	*
10/01/2025	02:00	0	0	0	0	0	0	1	0	0	0	0	0	0	0	0	0	0	0	0	1	42	45	35 to 45	100.0	1	100.0
10/01/2025	03:00	0	0	0	0	0	0	0	0	0	0	0	0	0	0	0	0	0	0	0	0	0	0	*	*	*	*
10/01/2025	04:00	0	1	0	1	1	0	0	1	0	0	0	0	0	0	0	0	0	0	0	4	30.8	35	25 to 35	50.0	1	25.0
10/01/2025	05:00	0	0	1	5	1	2	0	0	0	0	0	0	0	0	0	0	0	0	0	9	29.3	37.5	20 to 30	66.7	2	22.2
10/01/2025	06:00	0	1	0	4	0	2	0	0	0	0	0	0	0	0	0	0	0	0	0	7	28.6	37.5	20 to 30	57.1	2	28.6
10/01/2025	07:00	0	5	6	12	7	3	3	2	0	0	0	0	0	0	0	0	0	0	0	38	29	38.3	25 to 35	50.0	8	21.1
10/01/2025	08:00	0	1	6	21	12	1	0	0	0	0	0	0	0	0	0	0	0	0	0	41	28	32.9	25 to 35	80.5	1	2.4
10/01/2025	09:00	0	3	2	11	9	2	0	0	0	0	0	0	0	0	0	0	0	0	0	27	28.2	33.9	25 to 35	74.1	2	7.4
10/01/2025	10:00	0	1	10	10	9	2	2	0	0	0	0	0	0	0	0	0	0	0	0	34	28.2	34.4	20 to 30	58.8	4	11.8
10/01/2025	11:00	4	2	7	9	6	3	2	1	0	0	0	0	0	0	0	0	0	0	0	34	27.1	36.7	20 to 30	47.1	6	17.6
10/01/2025	12:00	0	2	7	17	6	5	0	0	0	0	0	0	0	0	0	0	0	0	0	37	28	34.2	20 to 30	64.9	5	13.5
10/01/2025	13:00	0	1	5	12	9	2	2	1	0	0	0	0	0	0	0	0	0	0	0	32	29.8	35	25 to 35	65.6	5	15.6
10/01/2025	14:00	0	0	4	9	5	5	1	1	0	0	0	0	0	0	0	0	0	0	0	25	30.7	38	25 to 35	56.0	7	28.0
10/01/2025	15:00	0	1	3	19	11	10	4	0	0	0	0	0	0	0	0	0	0	0	0	48	31.2	38.5	25 to 35	62.5	14	29.2
10/01/2025	16:00	2	1	10	24	11	5	2	1	0	0	0	0	0	0	0	0	0	0	0	56	28.5	35	25 to 35	62.5	8	14.3
10/01/2025	17:00	1	0	5	11	10	7	2	2	0	0	0	0	0	0	0	0	0	0	0	38	31.2	38.6	25 to 35	55.3	11	28.9
10/01/2025	18:00	0	0	1	5	5	2	2	1	0	0	0	0	0	0	0	0	0	0	0	16	32.7	42.5	25 to 35	62.5	5	31.3
10/01/2025	19:00	0	0	2	5	3	4	1	0	0	0	0	0	0	0	0	0	0	0	0	15	31.1	38.8	25 to 35	53.3	5	33.3
10/01/2025	20:00	0	0	0	0	0	0	2	0	0	0	0	0	0	0	0	0	0	0	0	2	42	45	35 to 45	100.0	2	100.0
10/01/2025	21:00	0	0	0	1	0	1	0	0	0	0	0	0	0	0	0	0	0	0	0	2	32	40	20 to 30	50.0	1	50.0
10/01/2025	22:00	0	0	1	0	0	0	0	0	0	0	0	0	0	0	0	0	0	0	0	1	22	25	15 to 25	100.0	*	*
10/01/2025	23:00	0	0	0	0	0	0	0	0	0	0	0	0	0	0	0	0	0	0	0	0	0	0	*	*	*	*
24 Hr Summary		7	19	70	176	105	56	24	10	0	0	0	0	0	0	0	0	0	0	0	467	29.4	36.8	25 to 35	60.2	90	19.3



Incoming Histogram

Tittleshall war memorial

from Fri-Jan-03-2025-12-00-PM to Sun-Feb-09-2025-11-59-AM

Date	Starting Hr:min	<15	15 to <20	20 to <25	25 to <30	30 to <35	35 to <40	40 to <45	45 to <50	50 to <55	55 to <60	60 to <65	65 to <70	70 to <75	75 to <80	80 to <85	85 to <90	90 to <95	95 to <100	100 to >105	Total Counts	Avg Speed (MPH)	85pet Speed	10MPH Pace	% in pace	# of Speeders	% Speeders	
11/01/2025	00:00	1	1	0	0	0	0	0	0	0	0	0	0	0	0	0	0	0	0	0	0	2	14.5	20	10 to 20	100.0	*	*
11/01/2025	01:00	0	0	0	0	0	0	0	0	0	0	0	0	0	0	0	0	0	0	0	0	0	0	0	*	*	*	*
11/01/2025	02:00	0	0	0	0	0	0	0	0	0	0	0	0	0	0	0	0	0	0	0	0	0	0	0	*	*	*	*
11/01/2025	03:00	0	0	0	0	0	1	0	0	0	0	0	0	0	0	0	0	0	0	0	0	1	37	40	30 to 40	100.0	1	100.0
11/01/2025	04:00	0	0	0	0	1	0	0	1	0	0	0	0	0	0	0	0	0	0	0	0	2	39.5	50	25 to 35	50.0	1	50.0
11/01/2025	05:00	0	0	0	1	0	0	0	0	0	0	0	0	0	0	0	0	0	0	0	0	1	27	30	20 to 30	100.0	*	*
11/01/2025	06:00	0	0	1	2	0	0	0	0	0	0	0	0	0	0	0	0	0	0	0	0	3	25.3	30	20 to 30	100.0	*	*
11/01/2025	07:00	1	0	1	1	2	0	1	0	0	0	0	0	0	0	0	0	0	0	0	0	6	27.8	35	25 to 35	50.0	1	16.7
11/01/2025	08:00	*	*	*	*	*	*	*	*	*	*	*	*	*	*	*	*	*	*	*	*	*	*	*	*	*	*	*
11/01/2025	09:00	*	*	*	*	*	*	*	*	*	*	*	*	*	*	*	*	*	*	*	*	*	*	*	*	*	*	*
11/01/2025	10:00	*	*	*	*	*	*	*	*	*	*	*	*	*	*	*	*	*	*	*	*	*	*	*	*	*	*	*
11/01/2025	11:00	*	*	*	*	*	*	*	*	*	*	*	*	*	*	*	*	*	*	*	*	*	*	*	*	*	*	*
11/01/2025	12:00	0	1	7	4	1	0	1	0	0	0	0	0	0	0	0	0	0	0	0	0	14	25.5	30	20 to 30	78.6	1	7.1
11/01/2025	13:00	0	0	2	10	7	4	2	0	0	0	0	0	0	0	0	0	0	0	0	0	25	31	37.5	25 to 35	68.0	6	24.0
11/01/2025	14:00	0	0	2	6	8	2	2	0	0	0	0	0	0	0	0	0	0	0	0	0	20	31.1	37.5	25 to 35	70.0	4	20.0
11/01/2025	15:00	2	0	6	7	7	1	0	0	0	0	0	0	0	0	0	0	0	0	0	0	23	26.5	33.6	25 to 35	60.9	1	4.3
11/01/2025	16:00	0	2	12	18	11	3	0	0	0	0	0	0	0	0	0	0	0	0	0	0	46	27.4	33.2	20 to 30	65.2	3	6.5
11/01/2025	17:00	2	0	3	10	6	1	0	0	0	0	0	0	0	0	0	0	0	0	0	0	22	26.8	33.3	25 to 35	72.7	1	4.5
11/01/2025	18:00	0	0	3	5	6	0	0	0	0	0	0	0	0	0	0	0	0	0	0	0	14	28.2	33.3	25 to 35	78.6	*	*
11/01/2025	19:00	0	0	3	3	2	3	1	0	0	0	0	0	0	0	0	0	0	0	0	0	12	30.4	38.3	20 to 30	50.0	4	33.3
11/01/2025	20:00	0	0	0	0	0	0	0	0	0	0	0	0	0	0	0	0	0	0	0	0	0	0	0	*	*	*	*
11/01/2025	21:00	0	1	1	2	2	2	0	0	0	0	0	0	0	0	0	0	0	0	0	0	8	28.9	37.5	25 to 35	50.0	2	25.0
11/01/2025	22:00	0	0	1	1	2	0	0	0	0	0	0	0	0	0	0	0	0	0	0	0	4	28.3	32.5	25 to 35	75.0	*	*
11/01/2025	23:00	0	0	0	0	0	0	0	0	0	0	0	0	0	0	0	0	0	0	0	0	0	0	0	*	*	*	*
24 Hr Summary		6	5	42	70	55	17	7	1	0	0	0	0	0	0	0	0	0	0	0	203	28.2	34.5	25 to 35	61.6	25	12.3	

Incoming Histogram

Tittleshall war memorial

from Fri-Jan-03-2025-12-00-PM to Sun-Feb-09-2025-11-59-AM

Date	Starting Hr:min	<15	15 to <20	20 to <25	25 to <30	30 to <35	35 to <40	40 to <45	45 to <50	50 to <55	55 to <60	60 to <65	65 to <70	70 to <75	75 to <80	80 to <85	85 to <90	90 to <95	95 to <100	100 to >105	Total Counts	Avg Speed (MPH)	85pet Speed	10MPH Pace	% in pace	# of Speeders	% Speeders	
12/01/2025	00:00	0	0	0	1	0	0	0	0	0	0	0	0	0	0	0	0	0	0	0	0	1	27	30	20 to 30	100.0	*	*
12/01/2025	01:00	0	0	0	0	0	0	0	0	0	0	0	0	0	0	0	0	0	0	0	0	0	0	0	*	*	*	*
12/01/2025	02:00	0	0	0	0	0	0	0	0	0	0	0	0	0	0	0	0	0	0	0	0	0	0	0	*	*	*	*
12/01/2025	03:00	0	0	0	0	0	0	0	0	0	0	0	0	0	0	0	0	0	0	0	0	0	0	0	*	*	*	*
12/01/2025	04:00	0	0	0	1	0	0	0	0	0	0	0	0	0	0	0	0	0	0	0	0	1	27	30	20 to 30	100.0	*	*
12/01/2025	05:00	0	0	1	2	0	0	0	0	0	0	0	0	0	0	0	0	0	0	0	0	3	25.3	30	20 to 30	100.0	*	*
12/01/2025	06:00	0	0	1	0	0	1	0	0	0	0	0	0	0	0	0	0	0	0	0	0	2	29.5	40	15 to 25	50.0	1	50.0
12/01/2025	07:00	0	1	0	1	0	0	0	0	0	0	0	0	0	0	0	0	0	0	0	0	2	22	30	10 to 20	50.0	*	*
12/01/2025	08:00	0	0	0	4	0	1	0	0	0	0	0	0	0	0	0	0	0	0	0	0	5	29	30	20 to 30	80.0	1	20.0
12/01/2025	09:00	0	1	9	9	0	0	0	0	0	0	0	0	0	0	0	0	0	0	0	0	19	24.3	28.3	20 to 30	94.7	*	*
12/01/2025	10:00	0	0	6	13	3	1	0	0	0	0	0	0	0	0	0	0	0	0	0	0	23	27.1	31.7	20 to 30	82.6	1	4.3
12/01/2025	11:00	0	1	7	11	5	0	0	0	0	0	0	0	0	0	0	0	0	0	0	0	24	26.3	31	20 to 30	75.0	*	*
12/01/2025	12:00	1	4	9	15	5	2	1	0	0	0	0	0	0	0	0	0	0	0	0	0	37	26.1	32	20 to 30	64.9	3	8.1
12/01/2025	13:00	0	3	8	5	2	2	0	0	0	0	0	0	0	0	0	0	0	0	0	0	20	25.1	32.5	20 to 30	65.0	2	10.0
12/01/2025	14:00	0	0	1	4	9	1	0	0	0	0	0	0	0	0	0	0	0	0	0	0	15	30.5	34.4	25 to 35	86.7	1	6.7
12/01/2025	15:00	4	1	5	13	12	0	1	0	0	0	0	0	0	0	0	0	0	0	0	0	36	26.8	33.3	25 to 35	69.4	1	2.8
12/01/2025	16:00	0	0	4	14	6	4	1	0	0	0	0	0	0	0	0	0	0	0	0	0	29	29.5	36.2	25 to 35	69.0	5	17.2
12/01/2025	17:00	0	0	0	3	3	4	2	0	0	0	0	0	0	0	0	0	0	0	0	0	12	34.2	40	30 to 40	58.3	6	50.0
12/01/2025	18:00	0	0	0	1	1	0	0	1	0	0	0	0	0	0	0	0	0	0	0	0	3	35.3	50	25 to 35	66.7	1	33.3
12/01/2025	19:00	0	0	0	1	2	1	0	1	0	0	0	0	0	0	0	0	0	0	0	0	5	35.2	40	25 to 35	60.0	2	40.0
12/01/2025	20:00	0	0	0	2	2	0	1	0	0	0	0	0	0	0	0	0	0	0	0	0	5	32	35	25 to 35	80.0	1	20.0
12/01/2025	21:00	0	0	1	1	1	0	0	0	0	0	0	0	0	0	0	0	0	0	0	0	3	27	35	20 to 30	66.7	*	*
12/01/2025	22:00	0	0	0	0	0	0	0	0	0	0	0	0	0	0	0	0	0	0	0	0	0	0	0	*	*	*	*
12/01/2025	23:00	0	0	0	0	0	0	0	0	0	0	0	0	0	0	0	0	0	0	0	0	0	0	0	*	*	*	*
24 Hr Summary		5	11	52	101	51	17	6	2	0	0	0	0	0	0	0	0	0	0	0	0	245	27.7	33.8	20 to 30	62.4	25	10.2

Incoming Histogram

Tittleshall war memorial

from Fri-Jan-03-2025-12-00-PM to Sun-Feb-09-2025-11-59-AM

Date	Starting Hr:min	<15	15 to <20	20 to <25	25 to <30	30 to <35	35 to <40	40 to <45	45 to <50	50 to <55	55 to <60	60 to <65	65 to <70	70 to <75	75 to <80	80 to <85	85 to <90	90 to <95	95 to <100	100 to >105	Total Counts	Avg Speed (MPH)	85pet Speed	10MPH Pace	% in pace	# of Speeders	% Speeders	
13/01/2025	00:00	0	0	0	0	0	0	1	0	0	0	0	0	0	0	0	0	0	0	0	0	1	47	50	40 to 50	100.0	1	100.0
13/01/2025	01:00	0	0	0	0	0	0	0	0	0	0	0	0	0	0	0	0	0	0	0	0	0	0	0	*	*	*	*
13/01/2025	02:00	0	0	0	0	0	0	0	0	0	0	0	0	0	0	0	0	0	0	0	0	0	0	0	*	*	*	*
13/01/2025	03:00	0	0	1	1	0	1	0	0	0	0	0	0	0	0	0	0	0	0	0	0	3	28.7	40	20 to 30	66.7	1	33.3
13/01/2025	04:00	0	0	0	0	3	3	0	0	0	0	0	0	0	0	0	0	0	0	0	0	6	34.5	38.3	30 to 40	100.0	3	50.0
13/01/2025	05:00	0	0	0	2	4	3	0	0	0	0	0	0	0	0	0	0	0	0	0	0	9	32.7	38.3	30 to 40	77.8	3	33.3
13/01/2025	06:00	0	0	2	5	1	1	1	0	0	0	0	0	0	0	0	0	0	0	0	0	10	29	35	20 to 30	70.0	2	20.0
13/01/2025	07:00	0	3	9	24	10	2	1	0	0	0	0	0	0	0	0	0	0	0	0	0	49	27.5	33	25 to 35	69.4	3	6.1
13/01/2025	08:00	0	1	11	25	24	4	1	0	0	0	0	0	0	0	0	0	0	0	0	0	66	29	34	25 to 35	74.2	5	7.6
13/01/2025	09:00	7	7	11	23	5	3	0	0	0	0	0	0	0	0	0	0	0	0	0	0	56	24.2	30	20 to 30	60.7	3	5.4
13/01/2025	10:00	0	3	13	10	10	5	0	0	0	0	0	0	0	0	0	0	0	0	0	0	41	27.4	34.5	20 to 30	56.1	5	12.2
13/01/2025	11:00	0	3	10	8	7	5	0	0	0	0	0	0	0	0	0	0	0	0	0	0	33	27.4	35	20 to 30	54.5	5	15.2
13/01/2025	12:00	0	3	3	13	12	7	0	0	0	0	0	0	0	0	0	0	0	0	0	0	38	29.4	35.7	25 to 35	65.8	7	18.4
13/01/2025	13:00	0	0	4	15	8	1	1	0	0	0	0	0	0	0	0	0	0	0	0	0	29	28.8	33.8	25 to 35	79.3	2	6.9
13/01/2025	14:00	1	2	7	16	10	2	1	0	0	0	0	0	0	0	0	0	0	0	0	0	39	27.6	33.5	25 to 35	66.7	3	7.7
13/01/2025	15:00	0	2	6	27	11	4	2	0	0	0	0	0	0	0	0	0	0	0	0	0	52	28.7	34.1	25 to 35	73.1	6	11.5
13/01/2025	16:00	0	3	9	22	10	3	0	1	0	0	0	0	0	0	0	0	0	0	0	0	48	27.9	33.5	25 to 35	66.7	4	8.3
13/01/2025	17:00	0	2	6	14	8	3	0	0	1	0	0	0	0	0	0	0	0	0	0	0	34	28.6	34.4	25 to 35	64.7	4	11.8
13/01/2025	18:00	1	0	2	17	5	4	0	0	0	0	0	0	0	0	0	0	0	0	0	0	29	28.7	35	25 to 35	75.9	4	13.8
13/01/2025	19:00	0	0	0	3	5	3	0	1	1	0	0	0	0	0	0	0	0	0	0	0	13	34.9	40	25 to 35	61.5	5	38.5
13/01/2025	20:00	1	0	2	3	1	0	0	0	0	0	0	0	0	0	0	0	0	0	0	0	7	24.3	30	20 to 30	71.4	*	*
13/01/2025	21:00	0	0	0	3	0	0	0	0	0	0	0	0	0	0	0	0	0	0	0	0	3	27.3	30	20 to 30	100.0	*	*
13/01/2025	22:00	0	0	0	0	2	1	0	0	0	0	0	0	0	0	0	0	0	0	0	0	3	33.7	40	30 to 40	100.0	1	33.3
13/01/2025	23:00	0	0	0	1	0	0	0	0	0	0	0	0	0	0	0	0	0	0	0	0	1	27	30	20 to 30	100.0	*	*
24 Hr Summary		10	29	96	232	136	55	7	3	2	0	0	0	0	0	0	0	0	0	0	570	28.2	34.3	25 to 35	64.6	67	11.8	

Incoming Histogram

Tittleshall war memorial

from Fri-Jan-03-2025-12-00-PM to Sun-Feb-09-2025-11-59-AM

Date	Starting Hr:min	<15	15 to <20	20 to <25	25 to <30	30 to <35	35 to <40	40 to <45	45 to <50	50 to <55	55 to <60	60 to <65	65 to <70	70 to <75	75 to <80	80 to <85	85 to <90	90 to <95	95 to <100	100 to >105	Total Counts	Avg Speed (MPH)	85pet Speed	10MPH Pace	% in pace	# of Speeders	% Speeders	
14/01/2025	00:00	0	0	0	1	1	0	0	0	0	0	0	0	0	0	0	0	0	0	0	0	2	29.5	35	25 to 35	100.0	*	*
14/01/2025	01:00	0	0	0	0	0	0	0	0	0	0	0	0	0	0	0	0	0	0	0	0	0	0	0	*	*	*	*
14/01/2025	02:00	0	0	0	0	0	0	0	0	0	0	0	0	0	0	0	0	0	0	0	0	0	0	0	*	*	*	*
14/01/2025	03:00	0	0	1	1	0	0	0	0	0	0	0	0	0	0	0	0	0	0	0	0	2	24.5	30	20 to 30	100.0	*	*
14/01/2025	04:00	0	0	0	0	1	0	0	0	0	0	0	0	0	0	0	0	0	0	0	0	1	32	35	25 to 35	100.0	*	*
14/01/2025	05:00	0	0	0	2	5	2	2	0	0	0	0	0	0	0	0	0	0	0	0	0	11	33.9	40	25 to 35	63.6	4	36.4
14/01/2025	06:00	0	0	3	6	3	0	0	0	0	0	0	0	0	0	0	0	0	0	0	0	12	27.3	31.7	20 to 30	75.0	*	*
14/01/2025	07:00	0	2	13	22	18	1	1	0	0	0	0	0	0	0	0	0	0	0	0	0	57	27.8	33.1	25 to 35	70.2	2	3.5
14/01/2025	08:00	0	1	14	42	12	3	0	0	0	0	0	0	0	0	0	0	0	0	0	0	72	27.5	31.7	20 to 30	77.8	3	4.2
14/01/2025	09:00	0	2	6	23	7	3	0	1	0	0	0	0	0	0	0	0	0	0	0	0	42	28.1	33.6	25 to 35	71.4	4	9.5
14/01/2025	10:00	0	0	3	11	9	2	1	0	0	0	0	0	0	0	0	0	0	0	0	0	26	29.7	34.4	25 to 35	76.9	3	11.5
14/01/2025	11:00	2	2	10	7	10	6	1	0	0	0	0	0	0	0	0	0	0	0	0	0	38	27.9	35.8	20 to 30	44.7	7	18.4
14/01/2025	12:00	0	3	5	20	13	3	1	0	0	0	0	0	0	0	0	0	0	0	0	0	45	28.4	33.8	25 to 35	73.3	4	8.9
14/01/2025	13:00	1	1	6	20	9	4	0	0	0	0	0	0	0	0	0	0	0	0	0	0	41	28	33.9	25 to 35	70.7	4	9.8
14/01/2025	14:00	0	2	2	11	23	1	1	0	0	0	0	0	0	0	0	0	0	0	0	0	40	30.1	34.1	25 to 35	85.0	2	5.0
14/01/2025	15:00	1	2	7	29	18	8	0	1	0	0	0	0	0	0	0	0	0	0	0	0	66	29	34.7	25 to 35	71.2	9	13.6
14/01/2025	16:00	0	1	5	26	15	5	2	0	0	0	0	0	0	0	0	0	0	0	0	0	54	29.6	34.7	25 to 35	75.9	7	13.0
14/01/2025	17:00	0	0	6	18	12	4	0	2	0	0	0	0	0	0	0	0	0	0	0	0	42	29.9	35	25 to 35	71.4	6	14.3
14/01/2025	18:00	0	0	3	16	3	5	1	0	0	0	0	0	0	0	0	0	0	0	0	0	28	29.5	37	20 to 30	67.9	6	21.4
14/01/2025	19:00	0	0	2	6	9	1	0	0	0	0	0	0	0	0	0	0	0	0	0	0	18	29.6	33.9	25 to 35	83.3	1	5.6
14/01/2025	20:00	0	0	0	2	1	0	1	0	0	0	0	0	0	0	0	0	0	0	0	0	4	32	35	25 to 35	75.0	1	25.0
14/01/2025	21:00	0	0	2	1	6	2	1	0	0	0	0	0	0	0	0	0	0	0	0	0	12	31.7	37.5	30 to 40	66.7	3	25.0
14/01/2025	22:00	0	0	0	1	0	0	0	0	0	0	0	0	0	0	0	0	0	0	0	0	1	27	30	20 to 30	100.0	*	*
14/01/2025	23:00	0	0	0	1	0	0	0	0	0	0	0	0	0	0	0	0	0	0	0	0	1	27	30	20 to 30	100.0	*	*
24 Hr Summary		4	16	88	266	175	50	12	4	0	0	0	0	0	0	0	0	0	0	0	615	28.8	34.3	25 to 35	71.7	66	10.7	

Incoming Histogram

Tittleshall war memorial

from Fri-Jan-03-2025-12-00-PM to Sun-Feb-09-2025-11-59-AM

Date	Starting Hr:min	<15	15 to <20	20 to <25	25 to <30	30 to <35	35 to <40	40 to <45	45 to <50	50 to <55	55 to <60	60 to <65	65 to <70	70 to <75	75 to <80	80 to <85	85 to <90	90 to <95	95 to <100	100 to >105	Total Counts	Avg Speed (MPH)	85pet Speed	10MPH Pace	% in pace	# of Speeders	% Speeders
15/01/2025	00:00	0	0	0	0	0	0	0	0	0	0	0	0	0	0	0	0	0	0	0	0	0	0	*	*	*	*
15/01/2025	01:00	0	0	0	0	0	0	0	0	0	0	0	0	0	0	0	0	0	0	0	0	0	0	*	*	*	*
15/01/2025	02:00	0	0	0	1	0	0	0	0	0	0	0	0	0	0	0	0	0	0	0	1	27	30	20 to 30	100.0	*	*
15/01/2025	03:00	0	0	0	0	0	1	0	0	0	0	0	0	0	0	0	0	0	0	0	1	37	40	30 to 40	100.0	1	100.0
15/01/2025	04:00	0	1	1	2	0	0	0	0	0	0	0	0	0	0	0	0	0	0	0	4	23.3	27.5	20 to 30	75.0	*	*
15/01/2025	05:00	0	0	1	4	3	2	0	0	0	0	0	0	0	0	0	0	0	0	0	10	30.1	35	25 to 35	70.0	2	20.0
15/01/2025	06:00	0	1	3	9	3	3	1	0	0	0	0	0	0	0	0	0	0	0	0	20	29	36.7	20 to 30	60.0	4	20.0
15/01/2025	07:00	0	1	4	24	8	3	1	0	0	0	0	0	0	0	0	0	0	0	0	41	28.6	33.8	25 to 35	78.0	4	9.8
15/01/2025	08:00	2	1	14	30	23	4	0	0	0	0	0	0	0	0	0	0	0	0	0	74	27.9	33.5	25 to 35	71.6	4	5.4
15/01/2025	09:00	2	2	8	19	7	2	0	0	0	0	0	0	0	0	0	0	0	0	0	40	26.4	32.1	20 to 30	67.5	2	5.0
15/01/2025	10:00	0	2	2	12	6	3	0	0	0	0	0	0	0	0	0	0	0	0	0	25	28.4	34.2	25 to 35	72.0	3	12.0
15/01/2025	11:00	1	1	5	18	6	4	0	0	0	0	0	0	0	0	0	0	0	0	0	35	27.8	34.2	25 to 35	68.6	4	11.4
15/01/2025	12:00	1	3	6	18	12	2	0	0	0	0	0	0	0	0	0	0	0	0	0	42	27.4	33.3	25 to 35	71.4	2	4.8
15/01/2025	13:00	0	1	2	11	9	5	2	0	0	0	0	0	0	0	0	0	0	0	0	30	30.8	38	25 to 35	66.7	7	23.3
15/01/2025	14:00	2	1	4	10	15	4	2	0	0	0	0	0	0	0	0	0	0	0	0	38	29.5	35	25 to 35	65.8	6	15.8
15/01/2025	15:00	2	1	19	28	18	6	0	0	0	0	0	0	0	0	0	0	0	0	0	74	27.5	33.6	20 to 30	63.5	6	8.1
15/01/2025	16:00	1	0	16	22	10	5	0	0	0	0	0	0	0	0	0	0	0	0	0	54	27.3	33.5	20 to 30	70.4	5	9.3
15/01/2025	17:00	0	1	8	10	6	5	0	0	0	0	0	0	0	0	0	0	0	0	0	30	28.1	36	20 to 30	60.0	5	16.7
15/01/2025	18:00	0	4	7	7	6	4	1	1	0	0	0	0	0	0	0	0	0	0	0	30	28.3	37.5	20 to 30	46.7	6	20.0
15/01/2025	19:00	0	0	1	4	5	3	0	1	0	0	0	0	0	0	0	0	0	0	0	14	32.1	38.3	25 to 35	64.3	4	28.6
15/01/2025	20:00	0	1	3	2	2	0	0	0	0	0	0	0	0	0	0	0	0	0	0	8	25.3	32.5	20 to 30	62.5	*	*
15/01/2025	21:00	0	1	3	2	1	0	0	0	0	0	0	0	0	0	0	0	0	0	0	7	24.1	30	20 to 30	71.4	*	*
15/01/2025	22:00	0	0	0	0	1	0	0	0	0	0	0	0	0	0	0	0	0	0	0	1	32	35	25 to 35	100.0	*	*
15/01/2025	23:00	0	0	0	1	1	1	0	0	0	0	0	0	0	0	0	0	0	0	0	3	32	40	25 to 35	66.7	1	33.3
24 Hr Summary		11	22	107	234	142	57	7	2	0	0	0	0	0	0	0	0	0	0	0	582	28.1	34.3	25 to 35	64.6	66	11.3

Incoming Histogram

Tittleshall war memorial

from Fri-Jan-03-2025-12-00-PM to Sun-Feb-09-2025-11-59-AM

Date	Starting Hr:min	<15	15 to <20	20 to <25	25 to <30	30 to <35	35 to <40	40 to <45	45 to <50	50 to <55	55 to <60	60 to <65	65 to <70	70 to <75	75 to <80	80 to <85	85 to <90	90 to <95	95 to <100	100 to >105	Total Counts	Avg Speed (MPH)	85pet Speed	10MPH Pace	% in pace	# of Speeders	% Speeders	
16/01/2025	00:00	0	0	0	0	1	0	0	0	0	0	0	0	0	0	0	0	0	0	0	0	1	32	35	25 to 35	100.0	*	*
16/01/2025	01:00	0	0	0	0	0	0	0	0	0	0	0	0	0	0	0	0	0	0	0	0	0	0	0	*	*	*	*
16/01/2025	02:00	0	0	0	0	0	0	0	0	0	0	0	0	0	0	0	0	0	0	0	0	0	0	0	*	*	*	*
16/01/2025	03:00	0	0	0	0	0	1	0	0	0	0	0	0	0	0	0	0	0	0	0	0	1	37	40	30 to 40	100.0	1	100.0
16/01/2025	04:00	0	0	0	2	0	0	0	0	0	0	0	0	0	0	0	0	0	0	0	0	2	27.5	30	20 to 30	100.0	*	*
16/01/2025	05:00	0	2	2	5	2	1	1	0	0	0	0	0	0	0	0	0	0	0	0	0	13	27.6	35	20 to 30	53.8	2	15.4
16/01/2025	06:00	0	2	7	4	5	1	0	0	0	0	0	0	0	0	0	0	0	0	0	0	19	26.1	33	20 to 30	57.9	1	5.3
16/01/2025	07:00	0	2	13	16	9	2	1	0	0	0	0	0	0	0	0	0	0	0	0	0	43	27.2	33.3	20 to 30	67.4	3	7.0
16/01/2025	08:00	0	0	5	28	18	11	1	0	0	0	0	0	0	0	0	0	0	0	0	0	63	30.3	36.4	25 to 35	73.0	12	19.0
16/01/2025	09:00	0	2	4	16	7	0	2	0	0	0	0	0	0	0	0	0	0	0	0	0	31	28	32.9	25 to 35	74.2	2	6.5
16/01/2025	10:00	0	2	8	11	14	4	0	0	0	0	0	0	0	0	0	0	0	0	0	0	39	28.6	34.3	25 to 35	64.1	4	10.3
16/01/2025	11:00	0	0	3	13	10	4	0	0	0	0	0	0	0	0	0	0	0	0	0	0	30	29.7	35	25 to 35	76.7	4	13.3
16/01/2025	12:00	0	1	4	14	7	6	1	0	0	0	0	0	0	0	0	0	0	0	0	0	33	29.7	36.7	25 to 35	63.6	7	21.2
16/01/2025	13:00	0	1	2	7	8	5	0	1	0	0	0	0	0	0	0	0	0	0	0	0	24	31	37	25 to 35	62.5	6	25.0
16/01/2025	14:00	0	1	6	21	11	5	2	0	0	0	0	0	0	0	0	0	0	0	0	0	46	29.3	35	25 to 35	69.6	7	15.2
16/01/2025	15:00	1	0	1	27	24	6	0	0	0	0	0	0	0	0	0	0	0	0	0	0	59	30	34.4	25 to 35	86.4	6	10.2
16/01/2025	16:00	0	3	6	21	17	3	0	0	0	0	0	0	0	0	0	0	0	0	0	0	50	28.4	33.5	25 to 35	76.0	3	6.0
16/01/2025	17:00	0	1	2	14	12	7	0	1	0	0	0	0	0	0	0	0	0	0	0	0	37	30.8	36.4	25 to 35	70.3	8	21.6
16/01/2025	18:00	0	2	2	13	9	3	2	1	0	0	0	0	0	0	0	0	0	0	0	0	32	30.1	36.7	25 to 35	68.8	6	18.8
16/01/2025	19:00	0	0	0	4	6	2	2	0	0	0	0	0	0	0	0	0	0	0	0	0	14	32.9	40	25 to 35	71.4	4	28.6
16/01/2025	20:00	0	1	0	3	2	2	0	0	0	0	0	0	0	0	0	0	0	0	0	0	8	29.5	37.5	25 to 35	62.5	2	25.0
16/01/2025	21:00	0	0	2	8	1	1	1	0	0	0	0	0	0	0	0	0	0	0	0	0	13	28.7	35	20 to 30	76.9	2	15.4
16/01/2025	22:00	0	0	0	0	3	1	1	1	0	0	0	0	0	0	0	0	0	0	0	0	6	37	45	30 to 40	66.7	3	50.0
16/01/2025	23:00	0	0	0	2	0	1	0	0	0	0	0	0	0	0	0	0	0	0	0	0	3	30.3	40	20 to 30	66.7	1	33.3
24 Hr Summary		1	20	67	229	166	66	14	4	0	0	0	0	0	0	0	0	0	0	0	0	567	29.4	35	25 to 35	69.7	84	14.8

Incoming Histogram

Tittleshall war memorial

from Fri-Jan-03-2025-12-00-PM to Sun-Feb-09-2025-11-59-AM

Date	Starting Hr:min	<15	15 to <20	20 to <25	25 to <30	30 to <35	35 to <40	40 to <45	45 to <50	50 to <55	55 to <60	60 to <65	65 to <70	70 to <75	75 to <80	80 to <85	85 to <90	90 to <95	95 to <100	100 to >105	Total Counts	Avg Speed (MPH)	85pet Speed	10MPH Pace	% in pace	# of Speeders	% Speeders	
17/01/2025	00:00	0	0	0	0	0	0	0	0	0	0	0	0	0	0	0	0	0	0	0	0	0	0	*	*	*	*	
17/01/2025	01:00	0	0	0	0	0	0	0	0	0	0	0	0	0	0	0	0	0	0	0	0	0	0	*	*	*	*	
17/01/2025	02:00	0	0	0	0	0	0	0	0	0	0	0	0	0	0	0	0	0	0	0	0	0	0	*	*	*	*	
17/01/2025	03:00	0	0	0	1	1	0	0	0	0	0	0	0	0	0	0	0	0	0	0	0	2	29.5	35	25 to 35	100.0	*	*
17/01/2025	04:00	0	0	0	0	0	2	0	0	0	0	0	0	0	0	0	0	0	0	0	0	2	37	40	30 to 40	100.0	2	100.0
17/01/2025	05:00	0	0	0	4	2	0	1	0	0	0	0	0	0	0	0	0	0	0	0	0	7	30.6	35	25 to 35	85.7	1	14.3
17/01/2025	06:00	0	0	1	3	4	5	0	0	0	0	0	0	0	0	0	0	0	0	0	0	13	32.1	38	30 to 40	69.2	5	38.5
17/01/2025	07:00	0	2	9	20	12	2	1	0	0	0	0	0	0	0	0	0	0	0	0	0	46	28	33.3	25 to 35	69.6	3	6.5
17/01/2025	08:00	0	3	9	27	23	6	1	0	0	0	0	0	0	0	0	0	0	0	0	0	69	29	34.3	25 to 35	72.5	7	10.1
17/01/2025	09:00	1	4	7	9	12	7	0	1	0	0	0	0	0	0	0	0	0	0	0	0	41	28.7	36.4	25 to 35	51.2	8	19.5
17/01/2025	10:00	0	3	4	18	6	3	1	1	0	0	0	0	0	0	0	0	0	0	0	0	36	28.5	35	25 to 35	66.7	5	13.9
17/01/2025	11:00	1	0	4	16	7	6	0	0	0	0	0	0	0	0	0	0	0	0	0	0	34	29	35.8	25 to 35	67.6	6	17.6
17/01/2025	12:00	3	0	4	15	11	2	2	1	0	0	0	0	0	0	0	0	0	0	0	0	38	28.9	34.5	25 to 35	68.4	5	13.2
17/01/2025	13:00	0	1	5	26	11	3	0	1	0	0	0	0	0	0	0	0	0	0	0	0	47	28.8	33.6	25 to 35	78.7	4	8.5
17/01/2025	14:00	2	1	7	16	17	7	3	0	0	0	0	0	0	0	0	0	0	0	0	0	53	29.6	36.4	25 to 35	62.3	10	18.9
17/01/2025	15:00	0	4	14	24	13	6	2	0	0	1	0	0	0	0	0	0	0	0	0	0	64	28.5	34.6	20 to 30	59.4	9	14.1
17/01/2025	16:00	1	2	8	29	13	7	1	0	0	0	0	0	0	0	0	0	0	0	0	0	61	28.5	34.6	25 to 35	68.9	8	13.1
17/01/2025	17:00	0	1	4	11	9	3	1	0	0	0	0	0	0	0	0	0	0	0	0	0	29	29.3	35	25 to 35	69.0	4	13.8
17/01/2025	18:00	0	0	6	10	6	6	2	0	0	0	0	0	0	0	0	0	0	0	0	0	30	30.2	38.3	20 to 30	53.3	8	26.7
17/01/2025	19:00	0	0	0	3	4	0	0	0	0	0	0	0	0	0	0	0	0	0	0	0	7	30	33.8	25 to 35	100.0	*	*
17/01/2025	20:00	0	0	4	6	1	3	0	0	0	0	0	0	0	0	0	0	0	0	0	0	14	28.2	36.7	20 to 30	71.4	3	21.4
17/01/2025	21:00	0	0	1	3	0	0	1	1	0	0	0	0	0	0	0	0	0	0	0	0	6	32	45	20 to 30	66.7	2	33.3
17/01/2025	22:00	0	0	1	1	1	0	1	0	0	0	0	0	0	0	0	0	0	0	0	0	4	30.8	35	20 to 30	50.0	1	25.0
17/01/2025	23:00	0	0	0	3	3	0	0	0	0	0	0	0	0	0	0	0	0	0	0	0	6	29.7	33.3	25 to 35	100.0	*	*
24 Hr Summary		8	21	88	245	156	68	17	5	0	1	0	0	0	0	0	0	0	0	0	0	609	29	35	25 to 35	65.8	91	14.9

Incoming Histogram

Tittleshall war memorial

from Fri-Jan-03-2025-12-00-PM to Sun-Feb-09-2025-11-59-AM

Date	Starting Hr:min	<15	15 to <20	20 to <25	25 to <30	30 to <35	35 to <40	40 to <45	45 to <50	50 to <55	55 to <60	60 to <65	65 to <70	70 to <75	75 to <80	80 to <85	85 to <90	90 to <95	95 to <100	100 to >105	Total Counts	Avg Speed (MPH)	85pet Speed	10MPH Pace	% in pace	# of Speeders	% Speeders	
18/01/2025	00:00	0	0	0	0	0	0	1	0	0	0	0	0	0	0	0	0	0	0	0	0	1	42	45	35 to 45	100.0	1	100.0
18/01/2025	01:00	0	0	0	0	0	0	0	0	0	0	0	0	0	0	0	0	0	0	0	0	0	0	0	*	*	*	*
18/01/2025	02:00	0	0	0	0	0	0	0	0	0	0	0	0	0	0	0	0	0	0	0	0	0	0	0	*	*	*	*
18/01/2025	03:00	0	0	0	1	0	0	0	0	0	0	0	0	0	0	0	0	0	0	0	0	1	27	30	20 to 30	100.0	*	*
18/01/2025	04:00	0	0	0	0	0	1	0	0	0	0	0	0	0	0	0	0	0	0	0	0	1	37	40	30 to 40	100.0	1	100.0
18/01/2025	05:00	0	0	1	2	2	0	1	0	0	0	0	0	0	0	0	0	0	0	0	0	6	30.3	35	25 to 35	66.7	1	16.7
18/01/2025	06:00	0	0	1	0	0	1	1	0	0	0	0	0	0	0	0	0	0	0	0	0	3	33.7	45	35 to 45	66.7	2	66.7
18/01/2025	07:00	0	2	0	7	1	1	0	0	0	0	0	0	0	0	0	0	0	0	0	0	11	26.8	30	25 to 35	72.7	1	9.1
18/01/2025	08:00	0	1	6	7	4	2	1	0	0	0	0	0	0	0	0	0	0	0	0	0	21	27.9	35	20 to 30	61.9	3	14.3
18/01/2025	09:00	0	1	4	12	2	3	2	0	0	0	0	0	0	0	0	0	0	0	0	0	24	28.9	36.7	20 to 30	66.7	5	20.8
18/01/2025	10:00	0	2	9	12	7	3	0	1	0	0	0	0	0	0	0	0	0	0	0	0	34	27.8	34.3	20 to 30	61.8	4	11.8
18/01/2025	11:00	0	2	3	17	10	6	1	0	0	0	0	0	0	0	0	0	0	0	0	0	39	29.6	35.8	25 to 35	69.2	7	17.9
18/01/2025	12:00	1	4	9	18	13	3	0	0	0	0	0	0	0	0	0	0	0	0	0	0	48	27.1	33.5	25 to 35	64.6	3	6.3
18/01/2025	13:00	0	2	5	14	11	0	1	0	0	0	0	0	0	0	0	0	0	0	0	0	33	28	33.2	25 to 35	75.8	1	3.0
18/01/2025	14:00	0	0	3	11	9	5	2	0	0	0	0	0	0	0	0	0	0	0	0	0	30	30.9	38	25 to 35	66.7	7	23.3
18/01/2025	15:00	1	0	5	11	9	6	1	0	0	0	0	0	0	0	0	0	0	0	0	0	33	29.6	36.7	25 to 35	60.6	7	21.2
18/01/2025	16:00	0	0	4	13	8	3	1	0	0	0	0	0	0	0	0	0	0	0	0	0	29	29.4	35	25 to 35	72.4	4	13.8
18/01/2025	17:00	0	0	5	11	4	4	1	1	0	0	0	0	0	0	0	0	0	0	0	0	26	29.8	37.5	20 to 30	61.5	6	23.1
18/01/2025	18:00	0	1	1	4	6	4	0	1	0	0	0	0	0	0	0	0	0	0	0	0	17	31.6	37.5	25 to 35	58.8	5	29.4
18/01/2025	19:00	0	0	0	3	4	2	0	0	0	0	0	0	0	0	0	0	0	0	0	0	9	31.4	37.5	25 to 35	77.8	2	22.2
18/01/2025	20:00	0	0	3	1	3	0	0	0	0	0	0	0	0	0	0	0	0	0	0	0	7	27	33.3	20 to 30	57.1	*	*
18/01/2025	21:00	0	0	1	2	2	1	0	0	0	0	0	0	0	0	0	0	0	0	0	0	6	29.5	35	25 to 35	66.7	1	16.7
18/01/2025	22:00	0	0	1	2	2	2	0	0	0	0	0	0	0	0	0	0	0	0	0	0	7	30.6	37.5	25 to 35	57.1	2	28.6
18/01/2025	23:00	0	0	0	1	1	0	0	0	0	0	0	0	0	0	0	0	0	0	0	0	2	29.5	35	25 to 35	100.0	*	*
24 Hr Summary		2	15	61	149	98	47	13	3	0	0	0	0	0	0	0	0	0	0	0	0	388	29.1	35.5	25 to 35	63.7	63	16.2



Incoming Histogram

Tittleshall war memorial

from Fri-Jan-03-2025-12-00-PM to Sun-Feb-09-2025-11-59-AM

Date	Starting Hr:min	<15	15 to <20	20 to <25	25 to <30	30 to <35	35 to <40	40 to <45	45 to <50	50 to <55	55 to <60	60 to <65	65 to <70	70 to <75	75 to <80	80 to <85	85 to <90	90 to <95	95 to <100	100 to >105	Total Counts	Avg Speed (MPH)	85pet Speed	10MPH Pace	% in pace	# of Speeders	% Speeders	
19/01/2025	00:00	0	0	1	0	0	0	0	0	0	0	0	0	0	0	0	0	0	0	0	0	1	22	25	15 to 25	100.0	*	*
19/01/2025	01:00	0	0	0	0	1	0	0	0	0	0	0	0	0	0	0	0	0	0	0	0	1	32	35	25 to 35	100.0	*	*
19/01/2025	02:00	0	0	0	0	0	0	0	0	0	0	0	0	0	0	0	0	0	0	0	0	0	0	0	*	*	*	*
19/01/2025	03:00	0	0	0	0	1	0	0	0	0	0	0	0	0	0	0	0	0	0	0	0	1	32	35	25 to 35	100.0	*	*
19/01/2025	04:00	0	0	0	0	0	0	0	0	0	0	0	0	0	0	0	0	0	0	0	0	0	0	0	*	*	*	*
19/01/2025	05:00	0	0	0	2	0	0	1	0	0	0	0	0	0	0	0	0	0	0	0	0	3	32	45	20 to 30	66.7	1	33.3
19/01/2025	06:00	0	0	1	0	0	0	0	0	0	0	0	0	0	0	0	0	0	0	0	0	1	22	25	15 to 25	100.0	*	*
19/01/2025	07:00	0	0	0	1	2	1	0	0	0	0	0	0	0	0	0	0	0	0	0	0	4	32	35	25 to 35	75.0	1	25.0
19/01/2025	08:00	0	2	3	5	2	2	0	0	0	0	0	0	0	0	0	0	0	0	0	0	14	26.9	35	20 to 30	57.1	2	14.3
19/01/2025	09:00	0	0	8	14	6	3	0	0	0	0	0	0	0	0	0	0	0	0	0	0	31	27.9	33.3	20 to 30	71.0	3	9.7
19/01/2025	10:00	0	3	6	4	7	3	0	0	0	0	0	0	0	0	0	0	0	0	0	0	23	27.4	35	25 to 35	47.8	3	13.0
19/01/2025	11:00	0	0	3	9	6	1	1	0	0	0	0	0	0	0	0	0	0	0	0	0	20	29.1	34.2	25 to 35	75.0	2	10.0
19/01/2025	12:00	2	1	1	13	11	1	1	0	0	0	0	0	0	0	0	0	0	0	0	0	30	28.4	34.1	25 to 35	80.0	2	6.7
19/01/2025	13:00	0	1	3	18	14	4	0	0	0	0	0	0	0	0	0	0	0	0	0	0	40	29.4	34.3	25 to 35	80.0	4	10.0
19/01/2025	14:00	0	1	6	13	7	5	0	0	0	0	0	0	0	0	0	0	0	0	0	0	32	28.6	35	25 to 35	62.5	5	15.6
19/01/2025	15:00	1	3	8	14	16	10	1	0	0	1	0	0	0	0	0	0	0	0	0	0	54	29.9	37	25 to 35	55.6	12	22.2
19/01/2025	16:00	1	1	4	7	16	0	0	0	0	0	0	0	0	0	0	0	0	0	0	0	29	28.4	33.8	25 to 35	79.3	*	*
19/01/2025	17:00	0	1	0	4	7	1	3	0	0	0	0	0	0	0	0	0	0	0	0	0	16	32.1	41.7	25 to 35	68.8	4	25.0
19/01/2025	18:00	0	0	0	3	4	2	0	0	0	0	0	0	0	0	0	0	0	0	0	0	9	31.4	37.5	25 to 35	77.8	2	22.2
19/01/2025	19:00	0	0	0	3	1	0	1	0	0	0	0	0	0	0	0	0	0	0	0	0	5	31	35	25 to 35	80.0	1	20.0
19/01/2025	20:00	0	0	0	1	1	1	0	0	0	0	0	0	0	0	0	0	0	0	0	0	3	32	40	25 to 35	66.7	1	33.3
19/01/2025	21:00	0	1	0	0	4	1	0	0	0	0	0	0	0	0	0	0	0	0	0	0	6	30.3	35	30 to 40	83.3	1	16.7
19/01/2025	22:00	0	0	0	0	0	1	0	0	0	0	0	0	0	0	0	0	0	0	0	0	1	37	40	30 to 40	100.0	1	100.0
19/01/2025	23:00	0	0	0	0	0	0	0	0	0	0	0	0	0	0	0	0	0	0	0	0	0	0	0	*	*	*	*
24 Hr Summary		4	14	44	111	106	36	8	0	0	1	0	0	0	0	0	0	0	0	0	0	324	29.1	34.8	25 to 35	67.0	45	13.9

Incoming Histogram

Tittleshall war memorial

from Fri-Jan-03-2025-12-00-PM to Sun-Feb-09-2025-11-59-AM

Date	Starting Hr:min	<15	15 to <20	20 to <25	25 to <30	30 to <35	35 to <40	40 to <45	45 to <50	50 to <55	55 to <60	60 to <65	65 to <70	70 to <75	75 to <80	80 to <85	85 to <90	90 to <95	95 to <100	100 to >105	Total Counts	Avg Speed (MPH)	85pet Speed	10MPH Pace	% in pace	# of Speeders	% Speeders	
20/01/2025	00:00	0	0	0	0	1	0	0	1	0	0	0	0	0	0	0	0	0	0	0	0	2	39.5	50	25 to 35	50.0	1	50.0
20/01/2025	01:00	0	0	0	0	0	0	0	0	0	0	0	0	0	0	0	0	0	0	0	0	0	0	0	*	*	*	*
20/01/2025	02:00	0	0	0	0	0	0	0	0	0	0	0	0	0	0	0	0	0	0	0	0	0	0	0	*	*	*	*
20/01/2025	03:00	0	0	0	1	0	0	0	0	0	0	0	0	0	0	0	0	0	0	0	0	1	27	30	20 to 30	100.0	*	*
20/01/2025	04:00	0	0	0	2	1	0	2	0	0	0	0	0	0	0	0	0	0	0	0	0	5	34	42.5	25 to 35	60.0	2	40.0
20/01/2025	05:00	0	0	2	2	5	1	0	0	0	0	0	0	0	0	0	0	0	0	0	0	10	29.8	34	25 to 35	70.0	1	10.0
20/01/2025	06:00	0	1	3	2	3	2	1	0	0	0	0	0	0	0	0	0	0	0	0	0	12	29.2	37.5	20 to 30	41.7	3	25.0
20/01/2025	07:00	0	3	9	24	10	2	0	0	0	0	0	0	0	0	0	0	0	0	0	0	48	27.2	32.5	25 to 35	70.8	2	4.2
20/01/2025	08:00	0	0	9	38	17	4	2	0	0	0	0	0	0	0	0	0	0	0	0	0	70	29	33.8	25 to 35	78.6	6	8.6
20/01/2025	09:00	0	7	13	17	9	1	0	0	0	0	0	0	0	0	0	0	0	0	0	0	47	25.6	31.7	20 to 30	63.8	1	2.1
20/01/2025	10:00	1	4	5	14	3	3	1	0	0	0	0	0	0	0	0	0	0	0	0	0	31	26.6	33.3	20 to 30	61.3	4	12.9
20/01/2025	11:00	2	4	18	12	12	0	3	0	0	0	0	0	0	0	0	0	0	0	0	0	51	26.2	32.9	20 to 30	58.8	3	5.9
20/01/2025	12:00	0	2	9	25	8	2	0	0	0	0	0	0	0	0	0	0	0	0	0	0	46	27.2	31.9	20 to 30	73.9	2	4.3
20/01/2025	13:00	0	4	10	13	9	6	0	0	0	0	0	0	0	0	0	0	0	0	0	0	42	27.7	35	20 to 30	54.8	6	14.3
20/01/2025	14:00	0	0	6	11	8	2	2	0	0	0	0	0	0	0	0	0	0	0	0	0	29	29.3	35	25 to 35	65.5	4	13.8
20/01/2025	15:00	0	1	6	29	13	8	1	0	0	0	0	0	0	0	0	0	0	0	0	0	58	29.4	35	25 to 35	72.4	9	15.5
20/01/2025	16:00	0	4	9	25	11	6	2	0	0	0	0	0	0	0	0	0	0	0	0	0	57	28.3	34.5	25 to 35	63.2	8	14.0
20/01/2025	17:00	0	1	6	17	9	1	1	1	0	0	0	0	0	0	0	0	0	0	0	0	36	28.7	33.9	25 to 35	72.2	3	8.3
20/01/2025	18:00	0	0	2	8	11	4	0	0	2	0	0	0	0	0	0	0	0	0	0	0	27	32.2	37.5	25 to 35	70.4	6	22.2
20/01/2025	19:00	0	0	1	1	4	1	0	0	0	0	0	0	0	0	0	0	0	0	0	0	7	30.7	35	25 to 35	71.4	1	14.3
20/01/2025	20:00	0	0	3	4	1	1	1	0	0	0	0	0	0	0	0	0	0	0	0	0	10	28.7	35	20 to 30	70.0	2	20.0
20/01/2025	21:00	0	0	0	2	0	0	1	1	0	0	0	0	0	0	0	0	0	0	0	0	4	35.8	45	20 to 30	50.0	2	50.0
20/01/2025	22:00	0	1	0	0	2	0	0	1	0	0	0	0	0	0	0	0	0	0	0	0	4	32	35	25 to 35	50.0	1	25.0
20/01/2025	23:00	0	0	0	0	0	0	0	0	0	0	0	0	0	0	0	0	0	0	0	0	0	0	0	*	*	*	*
24 Hr Summary		3	32	111	247	137	44	17	4	2	0	0	0	0	0	0	0	0	0	0	597	28.3	34.2	25 to 35	64.3	67	11.2	

Incoming Histogram

Tittleshall war memorial

from Fri-Jan-03-2025-12-00-PM to Sun-Feb-09-2025-11-59-AM

Date	Starting Hr:min	<15	15 to <20	20 to <25	25 to <30	30 to <35	35 to <40	40 to <45	45 to <50	50 to <55	55 to <60	60 to <65	65 to <70	70 to <75	75 to <80	80 to <85	85 to <90	90 to <95	95 to <100	100 to >105	Total Counts	Avg Speed (MPH)	85pet Speed	10MPH Pace	% in pace	# of Speeders	% Speeders	
21/01/2025	00:00	0	0	0	0	0	1	0	0	0	0	0	0	0	0	0	0	0	0	0	0	1	37	40	30 to 40	100.0	1	100.0
21/01/2025	01:00	0	0	0	0	0	0	0	0	0	0	0	0	0	0	0	0	0	0	0	0	0	0	0	*	*	*	*
21/01/2025	02:00	0	0	0	0	0	0	0	0	0	0	0	0	0	0	0	0	0	0	0	0	0	0	0	*	*	*	*
21/01/2025	03:00	0	0	0	0	0	1	0	0	0	0	0	0	0	0	0	0	0	0	0	0	1	37	40	30 to 40	100.0	1	100.0
21/01/2025	04:00	0	0	0	1	0	0	0	0	0	0	0	0	0	0	0	0	0	0	0	0	1	27	30	20 to 30	100.0	*	*
21/01/2025	05:00	0	0	0	6	2	2	1	0	0	0	0	0	0	0	0	0	0	0	0	0	11	31.2	37.5	25 to 35	72.7	3	27.3
21/01/2025	06:00	0	2	3	5	3	2	1	0	0	0	0	0	0	0	0	0	0	0	0	0	16	28.1	37.5	20 to 30	50.0	3	18.8
21/01/2025	07:00	0	2	6	28	9	1	1	0	0	0	0	0	0	0	0	0	0	0	0	0	47	27.7	32.2	25 to 35	78.7	2	4.3
21/01/2025	08:00	0	3	7	29	16	9	0	1	0	0	0	0	0	0	0	0	0	0	0	0	65	29.2	35	25 to 35	69.2	10	15.4
21/01/2025	09:00	5	3	4	13	7	2	1	0	0	0	0	0	0	0	0	0	0	0	0	0	35	25.6	33.6	25 to 35	57.1	3	8.6
21/01/2025	10:00	0	1	8	12	10	4	0	0	0	0	0	0	0	0	0	0	0	0	0	0	35	28.4	34.5	25 to 35	62.9	4	11.4
21/01/2025	11:00	0	3	10	18	7	0	1	0	0	0	0	0	0	0	0	0	0	0	0	0	39	26.5	31.4	20 to 30	71.8	1	2.6
21/01/2025	12:00	0	2	3	17	16	7	1	0	0	0	0	0	0	0	0	0	0	0	0	0	46	30.1	35.7	25 to 35	71.7	8	17.4
21/01/2025	13:00	0	1	9	12	8	2	1	0	0	0	0	0	0	0	0	0	0	0	0	0	33	27.9	33.8	20 to 30	63.6	3	9.1
21/01/2025	14:00	1	3	5	19	11	4	1	0	0	0	0	0	0	0	0	0	0	0	0	0	44	28.2	34.1	25 to 35	68.2	5	11.4
21/01/2025	15:00	0	3	9	18	27	5	4	0	0	0	0	0	0	0	0	0	0	0	0	0	66	29.9	34.8	25 to 35	68.2	9	13.6
21/01/2025	16:00	1	2	12	29	14	6	0	0	0	0	0	0	0	0	0	0	0	0	0	0	64	27.9	33.6	25 to 35	67.2	6	9.4
21/01/2025	17:00	0	3	3	19	15	4	1	0	0	0	0	0	0	0	0	0	0	0	0	0	45	29.2	34.3	25 to 35	75.6	5	11.1
21/01/2025	18:00	0	1	4	17	7	6	2	0	0	0	0	0	0	0	0	0	0	0	0	0	37	29.8	36.7	25 to 35	64.9	8	21.6
21/01/2025	19:00	0	0	1	3	4	3	1	0	0	0	0	0	0	0	0	0	0	0	0	0	12	32.1	38.3	25 to 35	58.3	4	33.3
21/01/2025	20:00	0	0	0	0	1	0	0	0	0	0	0	0	0	0	0	0	0	0	0	0	1	32	35	25 to 35	100.0	*	*
21/01/2025	21:00	0	1	1	2	5	1	0	0	0	0	0	0	0	0	0	0	0	0	0	0	10	29.1	34	25 to 35	70.0	1	10.0
21/01/2025	22:00	0	0	0	1	1	2	1	1	0	0	0	0	0	0	0	0	0	0	0	0	6	37	45	30 to 40	50.0	4	66.7
21/01/2025	23:00	0	0	0	0	1	0	0	0	0	0	0	0	0	0	0	0	0	0	0	0	1	32	35	25 to 35	100.0	*	*
24 Hr Summary		7	30	85	249	164	62	17	2	0	0	0	0	0	0	0	0	0	0	0	616	28.7	34.7	25 to 35	67.0	81	13.1	

Incoming Histogram

Tittleshall war memorial

from Fri-Jan-03-2025-12-00-PM to Sun-Feb-09-2025-11-59-AM

Date	Starting Hr:min	<15	15 to <20	20 to <25	25 to <30	30 to <35	35 to <40	40 to <45	45 to <50	50 to <55	55 to <60	60 to <65	65 to <70	70 to <75	75 to <80	80 to <85	85 to <90	90 to <95	95 to <100	100 to >105	Total Counts	Avg Speed (MPH)	85pet Speed	10MPH Pace	% in pace	# of Speeders	% Speeders	
22/01/2025	00:00	0	0	0	0	0	0	0	0	0	0	0	0	0	0	0	0	0	0	0	0	0	0	*	*	*	*	
22/01/2025	01:00	0	0	0	1	0	0	0	0	0	0	0	0	0	0	0	0	0	0	0	0	1	27	30	20 to 30	100.0	*	*
22/01/2025	02:00	0	0	0	0	0	0	0	0	0	0	0	0	0	0	0	0	0	0	0	0	0	0	*	*	*	*	
22/01/2025	03:00	0	0	0	0	1	0	0	0	0	0	0	0	0	0	0	0	0	0	0	0	1	32	35	25 to 35	100.0	*	*
22/01/2025	04:00	0	0	0	0	2	0	0	0	0	0	0	0	0	0	0	0	0	0	0	0	2	32	35	25 to 35	100.0	*	*
22/01/2025	05:00	0	0	1	4	6	2	1	0	0	0	0	0	0	0	0	0	0	0	0	0	14	31.6	37.5	25 to 35	71.4	3	21.4
22/01/2025	06:00	0	0	3	4	2	2	0	0	0	0	0	0	0	0	0	0	0	0	0	0	11	28.5	35	20 to 30	63.6	2	18.2
22/01/2025	07:00	0	2	7	23	14	5	0	0	1	0	0	0	0	0	0	0	0	0	0	0	52	29	34.3	25 to 35	71.2	6	11.5
22/01/2025	08:00	1	2	9	20	28	7	2	0	0	0	0	0	0	0	0	0	0	0	0	0	69	29.7	34.8	25 to 35	69.6	9	13.0
22/01/2025	09:00	1	1	6	23	9	1	0	1	0	0	0	0	0	0	0	0	0	0	0	0	42	27.8	32.8	25 to 35	76.2	2	4.8
22/01/2025	10:00	4	0	4	19	8	5	1	0	0	0	0	0	0	0	0	0	0	0	0	0	41	27.7	35	25 to 35	65.9	6	14.6
22/01/2025	11:00	0	0	5	15	7	6	0	0	0	0	0	0	0	0	0	0	0	0	0	0	33	29.3	35.8	25 to 35	66.7	6	18.2
22/01/2025	12:00	0	3	3	11	8	4	1	0	0	0	0	0	0	0	0	0	0	0	0	0	30	28.8	36.2	25 to 35	63.3	5	16.7
22/01/2025	13:00	0	1	3	19	9	3	1	0	0	0	0	0	0	0	0	0	0	0	0	0	36	29.1	34.4	25 to 35	77.8	4	11.1
22/01/2025	14:00	1	0	12	10	11	4	1	0	0	0	0	0	0	0	0	0	0	0	0	0	39	28.2	34.5	20 to 30	56.4	5	12.8
22/01/2025	15:00	0	1	13	21	11	6	0	0	0	0	0	0	0	0	0	0	0	0	0	0	52	28.1	34.1	20 to 30	65.4	6	11.5
22/01/2025	16:00	0	3	9	22	10	8	1	1	0	0	0	0	0	0	0	0	0	0	0	0	54	29	36.2	25 to 35	59.3	10	18.5
22/01/2025	17:00	0	1	2	13	10	7	0	0	0	0	0	0	0	0	0	0	0	0	0	0	33	30.2	36.4	25 to 35	69.7	7	21.2
22/01/2025	18:00	0	1	1	9	7	4	1	0	0	0	0	0	0	0	0	0	0	0	0	0	23	30.5	37.5	25 to 35	69.6	5	21.7
22/01/2025	19:00	0	0	2	3	5	1	0	0	0	0	0	0	0	0	0	0	0	0	0	0	11	29.4	34	25 to 35	72.7	1	9.1
22/01/2025	20:00	0	0	2	2	1	1	1	0	0	0	0	0	0	0	0	0	0	0	0	0	7	29.9	40	20 to 30	57.1	2	28.6
22/01/2025	21:00	0	0	0	0	0	1	0	0	0	0	0	0	0	0	0	0	0	0	0	0	1	37	40	30 to 40	100.0	1	100.0
22/01/2025	22:00	0	0	1	2	1	1	0	0	0	0	0	0	0	0	0	0	0	0	0	0	5	29	35	20 to 30	60.0	1	20.0
22/01/2025	23:00	0	0	0	0	0	0	0	0	0	0	0	0	0	0	0	0	0	0	0	0	0	0	*	*	*	*	
24 Hr Summary		7	15	83	221	150	68	10	2	1	0	0	0	0	0	0	0	0	0	0	0	557	29	34.9	25 to 35	66.6	81	14.5

Incoming Histogram

Tittleshall war memorial

from Fri-Jan-03-2025-12-00-PM to Sun-Feb-09-2025-11-59-AM

Date	Starting Hr:min	<15	15 to <20	20 to <25	25 to <30	30 to <35	35 to <40	40 to <45	45 to <50	50 to <55	55 to <60	60 to <65	65 to <70	70 to <75	75 to <80	80 to <85	85 to <90	90 to <95	95 to <100	100 to >105	Total Counts	Avg Speed (MPH)	85pet Speed	10MPH Pace	% in pace	# of Speeders	% Speeders	
23/01/2025	00:00	0	0	0	0	0	0	0	0	0	0	0	0	0	0	0	0	0	0	0	0	0	0	*	*	*	*	
23/01/2025	01:00	0	0	0	1	0	0	0	0	0	0	0	0	0	0	0	0	0	0	0	0	1	27	30	20 to 30	100.0	*	*
23/01/2025	02:00	0	0	0	1	1	0	0	0	0	0	0	0	0	0	0	0	0	0	0	0	2	29.5	35	25 to 35	100.0	*	*
23/01/2025	03:00	0	0	0	0	0	1	0	0	0	0	0	0	0	0	0	0	0	0	0	0	1	37	40	30 to 40	100.0	1	100.0
23/01/2025	04:00	0	0	0	1	1	0	0	0	0	0	0	0	0	0	0	0	0	0	0	0	2	29.5	35	25 to 35	100.0	*	*
23/01/2025	05:00	0	0	1	5	2	1	0	0	0	0	0	0	0	0	0	0	0	0	0	0	9	28.8	35	25 to 35	77.8	1	11.1
23/01/2025	06:00	1	0	3	6	4	3	1	0	0	0	0	0	0	0	0	0	0	0	0	0	18	29	36.7	25 to 35	55.6	4	22.2
23/01/2025	07:00	0	2	11	17	9	3	2	0	0	0	0	0	0	0	0	0	0	0	0	0	44	27.9	33.9	20 to 30	63.6	5	11.4
23/01/2025	08:00	0	4	17	32	14	7	1	0	0	0	0	0	0	0	0	0	0	0	0	0	75	27.8	33.9	20 to 30	65.3	8	10.7
23/01/2025	09:00	0	3	6	15	5	3	2	0	0	0	0	0	0	0	0	0	0	0	0	0	34	28.1	35	20 to 30	61.8	5	14.7
23/01/2025	10:00	1	0	1	15	11	2	2	0	0	0	0	0	0	0	0	0	0	0	0	0	32	29.8	34.5	25 to 35	81.3	4	12.5
23/01/2025	11:00	0	2	4	12	12	1	3	0	0	0	0	0	0	0	0	0	0	0	0	0	34	29.5	34.6	25 to 35	70.6	4	11.8
23/01/2025	12:00	0	1	9	16	9	4	0	0	0	0	0	0	0	0	0	0	0	0	0	0	39	27.9	33.9	20 to 30	64.1	4	10.3
23/01/2025	13:00	0	4	5	11	9	3	0	0	0	0	0	0	0	0	0	0	0	0	0	0	32	27.5	33.9	25 to 35	62.5	3	9.4
23/01/2025	14:00	0	0	8	10	7	2	0	0	0	0	0	0	0	0	0	0	0	0	0	0	27	27.9	33.6	20 to 30	66.7	2	7.4
23/01/2025	15:00	2	4	10	35	9	6	0	0	0	0	0	0	0	0	0	0	0	0	0	0	66	27	32.8	20 to 30	68.2	6	9.1
23/01/2025	16:00	0	1	15	20	17	1	0	1	0	0	0	0	0	0	0	0	0	0	0	0	55	27.9	33.2	25 to 35	67.3	2	3.6
23/01/2025	17:00	0	0	2	13	5	4	2	0	0	0	0	0	0	0	0	0	0	0	0	0	26	30.5	37.5	25 to 35	69.2	6	23.1
23/01/2025	18:00	0	0	2	11	4	2	1	0	0	0	0	0	0	0	0	0	0	0	0	0	20	29.4	35	25 to 35	75.0	3	15.0
23/01/2025	19:00	0	0	0	3	2	2	3	0	0	0	0	0	0	0	0	0	0	0	0	0	10	34.6	41.7	25 to 35	50.0	5	50.0
23/01/2025	20:00	0	1	1	3	3	0	0	0	0	0	0	0	0	0	0	0	0	0	0	0	8	27.1	33.3	25 to 35	75.0	*	*
23/01/2025	21:00	0	0	4	3	1	3	0	0	0	0	0	0	0	0	0	0	0	0	0	0	11	28.5	36.7	20 to 30	63.6	3	27.3
23/01/2025	22:00	0	0	2	1	0	1	1	0	0	0	0	0	0	0	0	0	0	0	0	0	5	30.2	40	20 to 30	60.0	2	40.0
23/01/2025	23:00	0	0	0	1	0	0	0	1	0	0	0	0	0	0	0	0	0	0	0	0	2	37	50	20 to 30	50.0	1	50.0
24 Hr Summary		4	22	101	232	125	49	18	2	0	0	0	0	0	0	0	0	0	0	0	553	28.4	34.4	25 to 35	64.6	69	12.5	

Incoming Histogram

Tittleshall war memorial

from Fri-Jan-03-2025-12-00-PM to Sun-Feb-09-2025-11-59-AM

Date	Starting Hr:min	<15	15 to <20	20 to <25	25 to <30	30 to <35	35 to <40	40 to <45	45 to <50	50 to <55	55 to <60	60 to <65	65 to <70	70 to <75	75 to <80	80 to <85	85 to <90	90 to <95	95 to <100	100 to >105	Total Counts	Avg Speed (MPH)	85pet Speed	10MPH Pace	% in pace	# of Speeders	% Speeders	
24/01/2025	00:00	0	0	0	0	0	0	0	0	0	0	0	0	0	0	0	0	0	0	0	0	0	0	*	*	*	*	
24/01/2025	01:00	0	0	0	0	0	0	0	0	0	0	0	0	0	0	0	0	0	0	0	0	0	0	*	*	*	*	
24/01/2025	02:00	0	0	0	0	0	0	0	0	0	0	0	0	0	0	0	0	0	0	0	0	0	0	*	*	*	*	
24/01/2025	03:00	0	0	1	1	0	0	1	0	0	0	0	0	0	0	0	0	0	0	0	0	3	30.3	45	20 to 30	66.7	1	33.3
24/01/2025	04:00	0	0	0	0	2	2	0	0	0	0	0	0	0	0	0	0	0	0	0	0	4	34.5	37.5	30 to 40	100.0	2	50.0
24/01/2025	05:00	0	0	0	3	2	0	1	0	0	0	0	0	0	0	0	0	0	0	0	0	6	31.2	35	25 to 35	83.3	1	16.7
24/01/2025	06:00	0	0	0	3	2	5	3	1	0	0	0	0	0	0	0	0	0	0	0	0	14	36.1	43.3	35 to 45	57.1	9	64.3
24/01/2025	07:00	1	2	6	22	9	6	1	0	0	0	0	0	0	0	0	0	0	0	0	0	47	28.4	35	25 to 35	66.0	7	14.9
24/01/2025	08:00	1	9	13	28	16	8	0	0	0	0	0	0	0	0	0	0	0	0	0	0	75	27.2	34.1	25 to 35	58.7	8	10.7
24/01/2025	09:00	2	0	2	13	7	1	2	0	0	0	0	0	0	0	0	0	0	0	0	0	27	28.5	34.3	25 to 35	74.1	3	11.1
24/01/2025	10:00	0	0	6	12	4	1	2	0	0	0	0	0	0	0	0	0	0	0	0	0	25	28.4	33.8	20 to 30	72.0	3	12.0
24/01/2025	11:00	0	2	9	8	10	2	1	0	0	0	0	0	0	0	0	0	0	0	0	0	32	27.9	34	25 to 35	56.3	3	9.4
24/01/2025	12:00	3	3	9	16	11	3	0	1	0	0	0	0	0	0	0	0	0	0	0	0	46	26.9	33.6	25 to 35	58.7	4	8.7
24/01/2025	13:00	1	0	15	18	5	5	0	0	0	0	0	0	0	0	0	0	0	0	0	0	44	26.9	33	20 to 30	75.0	5	11.4
24/01/2025	14:00	0	1	3	14	16	6	3	0	0	0	0	0	0	0	0	0	0	0	0	0	43	31	37.5	25 to 35	69.8	9	20.9
24/01/2025	15:00	0	2	9	27	11	4	1	0	0	0	0	0	0	0	0	0	0	0	0	0	54	28.1	33.6	25 to 35	70.4	5	9.3
24/01/2025	16:00	0	1	8	23	17	2	1	0	0	0	0	0	0	0	0	0	0	0	0	0	52	28.7	33.5	25 to 35	76.9	3	5.8
24/01/2025	17:00	0	2	8	21	11	1	1	0	0	0	0	0	0	0	0	0	0	0	0	0	44	27.7	32.7	25 to 35	72.7	2	4.5
24/01/2025	18:00	0	1	2	7	10	3	0	0	0	0	0	0	0	0	0	0	0	0	0	0	23	29.8	35	25 to 35	73.9	3	13.0
24/01/2025	19:00	0	0	1	6	6	0	1	1	0	0	0	0	0	0	0	0	0	0	0	0	15	31.2	35	25 to 35	80.0	2	13.3
24/01/2025	20:00	0	1	0	7	1	0	1	0	0	0	0	0	0	0	0	0	0	0	0	0	10	28.2	30	25 to 35	80.0	1	10.0
24/01/2025	21:00	0	1	2	3	1	1	0	0	0	0	0	0	0	0	0	0	0	0	0	0	8	26.5	35	20 to 30	62.5	1	12.5
24/01/2025	22:00	0	2	1	1	1	2	1	0	0	0	0	0	0	0	0	0	0	0	0	0	8	29	40	15 to 25	37.5	3	37.5
24/01/2025	23:00	0	0	0	1	2	1	0	0	0	0	0	0	0	0	0	0	0	0	0	0	4	32	35	25 to 35	75.0	1	25.0
24 Hr Summary		8	27	95	234	144	53	20	3	0	0	0	0	0	0	0	0	0	0	0	0	584	28.5	34.6	25 to 35	64.7	76	13.0

Incoming Histogram

Tittleshall war memorial

from Fri-Jan-03-2025-12-00-PM to Sun-Feb-09-2025-11-59-AM

Date	Starting Hr:min	<15	15 to <20	20 to <25	25 to <30	30 to <35	35 to <40	40 to <45	45 to <50	50 to <55	55 to <60	60 to <65	65 to <70	70 to <75	75 to <80	80 to <85	85 to <90	90 to <95	95 to <100	100 to >105	Total Counts	Avg Speed (MPH)	85pet Speed	10MPH Pace	% in pace	# of Speeders	% Speeders	
25/01/2025	00:00	0	0	0	1	0	0	1	0	0	0	0	0	0	0	0	0	0	0	0	0	2	34.5	45	20 to 30	50.0	1	50.0
25/01/2025	01:00	0	0	0	0	0	0	0	0	0	0	0	0	0	0	0	0	0	0	0	0	0	0	0	*	*	*	*
25/01/2025	02:00	0	0	0	0	0	0	0	0	0	0	0	0	0	0	0	0	0	0	0	0	0	0	0	*	*	*	*
25/01/2025	03:00	0	0	0	0	0	0	0	0	0	0	0	0	0	0	0	0	0	0	0	0	0	0	0	*	*	*	*
25/01/2025	04:00	0	0	0	0	0	0	0	0	0	0	0	0	0	0	0	0	0	0	0	0	0	0	0	*	*	*	*
25/01/2025	05:00	0	0	0	1	2	0	0	1	0	0	0	0	0	0	0	0	0	0	0	0	4	34.5	35	25 to 35	75.0	1	25.0
25/01/2025	06:00	0	0	1	1	1	2	0	0	0	0	0	0	0	0	0	0	0	0	0	0	5	31	37.5	30 to 40	60.0	2	40.0
25/01/2025	07:00	0	0	0	4	4	1	0	1	0	0	0	0	0	0	0	0	0	0	0	0	10	32.2	35	25 to 35	80.0	2	20.0
25/01/2025	08:00	0	2	5	6	7	2	1	0	0	0	0	0	0	0	0	0	0	0	0	0	23	28.3	35	25 to 35	56.5	3	13.0
25/01/2025	09:00	0	2	3	14	3	1	0	0	0	0	0	0	0	0	0	0	0	0	0	0	23	26.8	31.7	20 to 30	73.9	1	4.3
25/01/2025	10:00	0	2	5	17	6	3	0	1	0	0	0	0	0	0	0	0	0	0	0	0	34	28.3	34.2	25 to 35	67.6	4	11.8
25/01/2025	11:00	4	4	7	19	13	5	0	0	0	0	0	0	0	0	0	0	0	0	0	0	52	26.9	33.8	25 to 35	61.5	5	9.6
25/01/2025	12:00	2	0	4	12	8	2	1	0	0	0	0	0	0	0	0	0	0	0	0	0	29	27.9	34.4	25 to 35	69.0	3	10.3
25/01/2025	13:00	0	1	8	16	7	2	1	0	0	0	0	0	0	0	0	0	0	0	0	0	35	27.9	33.6	20 to 30	68.6	3	8.6
25/01/2025	14:00	0	2	4	18	9	3	1	0	0	0	0	0	0	0	0	0	0	0	0	0	37	28.6	33.9	25 to 35	73.0	4	10.8
25/01/2025	15:00	1	2	8	17	6	4	0	0	0	0	0	0	0	0	0	0	0	0	0	0	38	27.1	33.3	20 to 30	65.8	4	10.5
25/01/2025	16:00	1	3	9	15	11	4	0	1	0	0	0	0	0	0	0	0	0	0	0	0	44	27.8	34.1	25 to 35	59.1	5	11.4
25/01/2025	17:00	0	2	7	8	14	5	2	0	0	0	0	0	0	0	0	0	0	0	0	0	38	29.7	36	25 to 35	57.9	7	18.4
25/01/2025	18:00	0	3	4	10	6	0	0	0	0	0	0	0	0	0	0	0	0	0	0	0	23	26.4	32.5	25 to 35	69.6	*	*
25/01/2025	19:00	0	0	0	6	0	0	0	1	0	0	0	0	0	0	0	0	0	0	0	0	7	30	30	20 to 30	85.7	1	14.3
25/01/2025	20:00	0	1	1	2	3	1	0	0	0	0	0	0	0	0	0	0	0	0	0	0	8	28.4	35	25 to 35	62.5	1	12.5
25/01/2025	21:00	0	0	1	2	1	1	0	0	0	0	0	0	0	0	0	0	0	0	0	0	5	29	35	20 to 30	60.0	1	20.0
25/01/2025	22:00	0	0	2	4	1	0	1	0	0	0	0	0	0	0	0	0	0	0	0	0	8	28.3	35	20 to 30	75.0	1	12.5
25/01/2025	23:00	0	0	1	1	0	0	2	0	0	0	0	0	0	0	0	0	0	0	0	0	4	33.3	42.5	20 to 30	50.0	2	50.0
24 Hr Summary		8	24	70	174	102	36	10	5	0	0	0	0	0	0	0	0	0	0	0	0	429	28.2	34.4	25 to 35	64.3	51	11.9

Incoming Histogram

Tittleshall war memorial

from Fri-Jan-03-2025-12-00-PM to Sun-Feb-09-2025-11-59-AM

Date	Starting Hr:min	<15	15 to <20	20 to <25	25 to <30	30 to <35	35 to <40	40 to <45	45 to <50	50 to <55	55 to <60	60 to <65	65 to <70	70 to <75	75 to <80	80 to <85	85 to <90	90 to <95	95 to <100	100 to >105	Total Counts	Avg Speed (MPH)	85pet Speed	10MPH Pace	% in pace	# of Speeders	% Speeders	
26/01/2025	00:00	0	0	0	0	0	0	0	0	0	0	0	0	0	0	0	0	0	0	0	0	0	0	*	*	*	*	
26/01/2025	01:00	0	1	1	0	0	0	0	0	0	0	0	0	0	0	0	0	0	0	0	0	2	19.5	25	15 to 25	100.0	*	*
26/01/2025	02:00	0	0	0	1	1	0	0	0	0	0	0	0	0	0	0	0	0	0	0	0	2	29.5	35	25 to 35	100.0	*	*
26/01/2025	03:00	0	0	0	1	0	0	0	0	0	0	0	0	0	0	0	0	0	0	0	0	1	27	30	20 to 30	100.0	*	*
26/01/2025	04:00	1	1	1	0	1	0	0	0	0	0	0	0	0	0	0	0	0	0	0	0	4	20.8	25	10 to 20	50.0	*	*
26/01/2025	05:00	0	0	1	1	2	0	0	0	0	0	0	0	0	0	0	0	0	0	0	0	4	28.5	32.5	25 to 35	75.0	*	*
26/01/2025	06:00	0	0	0	2	1	1	0	0	0	0	0	0	0	0	0	0	0	0	0	0	4	30.8	35	25 to 35	75.0	1	25.0
26/01/2025	07:00	0	0	1	2	0	1	0	0	0	0	0	0	0	0	0	0	0	0	0	0	4	28.3	30	20 to 30	75.0	1	25.0
26/01/2025	08:00	0	3	9	15	1	2	0	0	0	0	0	0	0	0	0	0	0	0	0	0	30	25.6	29.7	20 to 30	80.0	2	6.7
26/01/2025	09:00	0	1	2	12	6	1	1	0	0	0	0	0	0	0	0	0	0	0	0	0	23	28.8	34.2	25 to 35	78.3	2	8.7
26/01/2025	10:00	1	3	8	7	7	4	0	0	0	0	0	0	0	0	0	0	0	0	0	0	30	26.8	35	20 to 30	50.0	4	13.3
26/01/2025	11:00	3	2	6	15	10	2	0	0	0	0	0	0	0	0	0	0	0	0	0	0	38	26.4	33	25 to 35	65.8	2	5.3
26/01/2025	12:00	0	3	4	7	16	6	0	0	0	0	0	0	0	0	0	0	0	0	0	0	36	29.8	35.8	25 to 35	63.9	6	16.7
26/01/2025	13:00	0	0	7	23	9	1	1	2	0	0	0	0	0	0	0	0	0	0	0	0	43	29.1	33.9	25 to 35	74.4	4	9.3
26/01/2025	14:00	0	1	6	9	9	4	1	0	0	0	0	0	0	0	0	0	0	0	0	0	30	29.2	36.2	25 to 35	60.0	5	16.7
26/01/2025	15:00	0	4	3	5	8	5	1	0	0	0	0	0	0	0	0	0	0	0	0	0	26	29	37	25 to 35	50.0	6	23.1
26/01/2025	16:00	0	0	2	8	7	2	1	0	0	0	0	0	0	0	0	0	0	0	0	0	20	30.1	35	25 to 35	75.0	3	15.0
26/01/2025	17:00	0	1	4	4	1	3	0	0	0	0	0	0	0	0	0	0	0	0	0	0	13	27.5	36.7	20 to 30	61.5	3	23.1
26/01/2025	18:00	0	0	2	9	0	1	0	0	0	0	0	0	0	0	0	0	0	0	0	0	12	27.1	29.4	20 to 30	91.7	1	8.3
26/01/2025	19:00	0	0	0	2	2	1	3	0	0	0	0	0	0	0	0	0	0	0	0	0	8	35.1	43.3	25 to 35	50.0	4	50.0
26/01/2025	20:00	0	0	1	2	0	3	0	1	0	0	0	0	0	0	0	0	0	0	0	0	7	33.4	40	20 to 30	42.9	4	57.1
26/01/2025	21:00	0	0	0	2	1	0	0	0	0	0	0	0	0	0	0	0	0	0	0	0	3	28.7	35	25 to 35	100.0	*	*
26/01/2025	22:00	0	0	0	0	0	1	0	0	0	0	0	0	0	0	0	0	0	0	0	0	1	37	40	30 to 40	100.0	1	100.0
26/01/2025	23:00	0	0	0	0	0	0	0	0	0	0	0	0	0	0	0	0	0	0	0	0	0	0	0	*	*	*	*
24 Hr Summary		5	20	58	127	82	38	8	3	0	0	0	0	0	0	0	0	0	0	0	0	341	28.4	34.9	25 to 35	61.3	49	14.4



Incoming Histogram

Tittleshall war memorial

from Fri-Jan-03-2025-12-00-PM to Sun-Feb-09-2025-11-59-AM

Date	Starting Hr:min	<15	15 to <20	20 to <25	25 to <30	30 to <35	35 to <40	40 to <45	45 to <50	50 to <55	55 to <60	60 to <65	65 to <70	70 to <75	75 to <80	80 to <85	85 to <90	90 to <95	95 to <100	100 to >105	Total Counts	Avg Speed (MPH)	85pet Speed	10MPH Pace	% in pace	# of Speeders	% Speeders	
27/01/2025	00:00	0	0	0	0	0	0	0	1	0	0	0	0	0	0	0	0	0	0	0	0	1	47	50	40 to 50	100.0	1	100.0
27/01/2025	01:00	0	0	0	0	0	0	0	0	0	0	0	0	0	0	0	0	0	0	0	0	0	0	0	*	*	*	*
27/01/2025	02:00	0	0	0	0	0	0	0	0	0	0	0	0	0	0	0	0	0	0	0	0	0	0	0	*	*	*	*
27/01/2025	03:00	0	0	0	2	1	0	0	0	0	0	0	0	0	0	0	0	0	0	0	0	3	28.7	35	25 to 35	100.0	*	*
27/01/2025	04:00	0	0	0	0	2	1	1	0	0	0	0	0	0	0	0	0	0	0	0	0	4	35.8	40	30 to 40	75.0	2	50.0
27/01/2025	05:00	0	0	0	3	5	2	0	0	0	0	0	0	0	0	0	0	0	0	0	0	10	31.8	35	25 to 35	80.0	2	20.0
27/01/2025	06:00	0	0	4	5	0	2	3	0	0	0	0	0	0	0	0	0	0	0	0	0	14	30.4	41.7	20 to 30	64.3	5	35.7
27/01/2025	07:00	0	3	9	21	5	6	2	0	0	0	0	0	0	0	0	0	0	0	0	0	46	28.2	35.8	20 to 30	65.2	8	17.4
27/01/2025	08:00	0	4	13	21	21	5	2	1	1	0	0	0	0	0	0	0	0	0	0	0	68	29.1	34.8	25 to 35	61.8	9	13.2
27/01/2025	09:00	1	6	11	21	12	2	1	0	0	0	0	0	0	0	0	0	0	0	0	0	54	26.6	32.9	25 to 35	61.1	3	5.6
27/01/2025	10:00	0	0	5	9	8	3	2	0	0	0	0	0	0	0	0	0	0	0	0	0	27	30	36.7	25 to 35	63.0	5	18.5
27/01/2025	11:00	1	4	9	15	8	4	0	1	0	0	0	0	0	0	0	0	0	0	0	0	42	27.2	34.4	20 to 30	57.1	5	11.9
27/01/2025	12:00	0	0	3	12	15	5	0	0	0	0	0	0	0	0	0	0	0	0	0	0	35	30.4	35	25 to 35	77.1	5	14.3
27/01/2025	13:00	0	0	4	22	11	2	2	0	0	0	0	0	0	0	0	0	0	0	0	0	41	29.3	34.1	25 to 35	80.5	4	9.8
27/01/2025	14:00	0	4	5	16	9	6	0	0	0	0	0	0	0	0	0	0	0	0	0	0	40	28.3	35	25 to 35	62.5	6	15.0
27/01/2025	15:00	0	0	10	20	13	4	1	0	0	0	0	0	0	0	0	0	0	0	0	0	48	28.8	34.2	25 to 35	68.8	5	10.4
27/01/2025	16:00	0	7	10	46	10	3	2	0	0	0	0	0	0	0	0	0	0	0	0	0	78	27.2	31.5	20 to 30	71.8	5	6.4
27/01/2025	17:00	0	2	8	16	6	4	1	0	0	0	0	0	0	0	0	0	0	0	0	0	37	27.9	34.2	20 to 30	64.9	5	13.5
27/01/2025	18:00	0	0	5	5	3	7	1	0	0	0	0	0	0	0	0	0	0	0	0	0	21	30.7	38.6	20 to 30	47.6	8	38.1
27/01/2025	19:00	1	1	2	5	3	1	0	1	0	0	0	0	0	0	0	0	0	0	0	0	14	27.8	35	25 to 35	57.1	2	14.3
27/01/2025	20:00	0	1	0	3	1	0	1	0	0	0	0	0	0	0	0	0	0	0	0	0	6	28.7	35	25 to 35	66.7	1	16.7
27/01/2025	21:00	0	0	0	3	0	1	0	0	0	0	0	0	0	0	0	0	0	0	0	0	4	29.8	30	20 to 30	75.0	1	25.0
27/01/2025	22:00	0	1	1	1	2	1	0	1	0	0	0	0	0	0	0	0	0	0	0	0	7	30.6	40	25 to 35	42.9	2	28.6
27/01/2025	23:00	0	0	0	1	0	0	0	0	0	0	0	0	0	0	0	0	0	0	0	0	1	27	30	20 to 30	100.0	*	*
24 Hr Summary		3	33	99	247	135	59	19	5	1	0	0	0	0	0	0	0	0	0	0	601	28.6	34.8	25 to 35	63.6	84	14.0	

Incoming Histogram

Tittleshall war memorial

from Fri-Jan-03-2025-12-00-PM to Sun-Feb-09-2025-11-59-AM

Date	Starting Hr:min	<15	15 to <20	20 to <25	25 to <30	30 to <35	35 to <40	40 to <45	45 to <50	50 to <55	55 to <60	60 to <65	65 to <70	70 to <75	75 to <80	80 to <85	85 to <90	90 to <95	95 to <100	100 to >105	Total Counts	Avg Speed (MPH)	85pet Speed	10MPH Pace	% in pace	# of Speeders	% Speeders
28/01/2025	00:00	0	0	0	0	0	0	0	0	0	0	0	0	0	0	0	0	0	0	0	0	0	0	*	*	*	*
28/01/2025	01:00	0	0	0	0	0	0	0	0	0	0	0	0	0	0	0	0	0	0	0	0	0	0	*	*	*	*
28/01/2025	02:00	0	0	0	0	0	0	0	0	0	0	0	0	0	0	0	0	0	0	0	0	0	0	*	*	*	*
28/01/2025	03:00	0	0	0	0	1	0	0	0	0	0	0	0	0	0	0	0	0	0	0	1	32	35	25 to 35	100.0	*	*
28/01/2025	04:00	0	0	0	0	2	0	0	0	0	0	0	0	0	0	0	0	0	0	0	2	32	35	25 to 35	100.0	*	*
28/01/2025	05:00	0	0	1	3	3	3	1	0	0	0	0	0	0	0	0	0	0	0	0	11	32.2	38.3	25 to 35	54.5	4	36.4
28/01/2025	06:00	0	0	2	8	2	3	2	1	0	0	0	0	0	0	0	0	0	0	0	18	31.6	40	20 to 30	55.6	6	33.3
28/01/2025	07:00	0	1	8	24	11	1	4	0	0	0	0	0	0	0	0	0	0	0	0	49	28.8	34.1	25 to 35	71.4	5	10.2
28/01/2025	08:00	0	0	7	25	17	8	0	0	0	0	0	0	0	0	0	0	0	0	0	57	29.6	34.7	25 to 35	73.7	8	14.0
28/01/2025	09:00	0	0	8	11	8	2	0	1	0	0	0	0	0	0	0	0	0	0	0	30	28.6	34.4	20 to 30	63.3	3	10.0
28/01/2025	10:00	1	0	6	16	6	0	1	0	0	0	0	0	0	0	0	0	0	0	0	30	27.3	32.5	20 to 30	73.3	1	3.3
28/01/2025	11:00	2	1	8	18	11	2	0	0	0	0	0	0	0	0	0	0	0	0	0	42	27.1	33.2	25 to 35	69.0	2	4.8
28/01/2025	12:00	0	1	6	24	11	3	1	0	0	0	0	0	0	0	0	0	0	0	0	46	28.6	33.6	25 to 35	76.1	4	8.7
28/01/2025	13:00	0	1	1	10	12	5	2	0	0	0	0	0	0	0	0	0	0	0	0	31	31.2	37	25 to 35	71.0	7	22.6
28/01/2025	14:00	0	0	4	15	13	3	2	0	0	0	0	0	0	0	0	0	0	0	0	37	30.1	34.6	25 to 35	75.7	5	13.5
28/01/2025	15:00	0	0	10	18	16	6	0	0	0	0	0	0	0	0	0	0	0	0	0	50	29.1	34.4	25 to 35	68.0	6	12.0
28/01/2025	16:00	1	2	8	28	21	5	2	0	0	0	0	0	0	0	0	0	0	0	0	67	29	34.3	25 to 35	73.1	7	10.4
28/01/2025	17:00	0	0	4	12	9	5	0	0	0	0	0	0	0	0	0	0	0	0	0	30	29.7	36	25 to 35	70.0	5	16.7
28/01/2025	18:00	0	0	3	10	13	3	1	0	0	0	0	0	0	0	0	0	0	0	0	30	30.4	35	25 to 35	76.7	4	13.3
28/01/2025	19:00	0	0	0	2	4	5	0	1	0	0	0	0	0	0	0	0	0	0	0	12	34.7	39	30 to 40	75.0	6	50.0
28/01/2025	20:00	0	0	0	1	4	0	0	0	0	0	0	0	0	0	0	0	0	0	0	5	31.2	33.8	25 to 35	100.0	*	*
28/01/2025	21:00	0	0	2	3	5	1	0	0	0	0	0	0	0	0	0	0	0	0	0	11	29.5	34	25 to 35	72.7	1	9.1
28/01/2025	22:00	0	0	0	1	1	0	0	1	0	0	0	0	0	0	0	0	0	0	0	3	35.3	50	25 to 35	66.7	1	33.3
28/01/2025	23:00	0	0	0	0	0	0	0	0	0	0	0	0	0	0	0	0	0	0	0	0	0	0	*	*	*	*
24 Hr Summary		4	6	78	229	170	55	16	4	0	0	0	0	0	0	0	0	0	0	0	562	29.4	34.7	25 to 35	71.0	75	13.3

Incoming Histogram

Tittleshall war memorial

from Fri-Jan-03-2025-12-00-PM to Sun-Feb-09-2025-11-59-AM

Date	Starting Hr:min	<15	15 to <20	20 to <25	25 to <30	30 to <35	35 to <40	40 to <45	45 to <50	50 to <55	55 to <60	60 to <65	65 to <70	70 to <75	75 to <80	80 to <85	85 to <90	90 to <95	95 to <100	100 to >105	Total Counts	Avg Speed (MPH)	85pet Speed	10MPH Pace	% in pace	# of Speeders	% Speeders	
29/01/2025	00:00	0	0	0	0	0	0	0	0	0	0	0	0	0	0	0	0	0	0	0	0	0	0	*	*	*	*	
29/01/2025	01:00	0	0	0	0	0	0	0	0	0	0	0	0	0	0	0	0	0	0	0	0	0	0	*	*	*	*	
29/01/2025	02:00	0	0	0	0	0	0	0	0	0	0	0	0	0	0	0	0	0	0	0	0	0	0	*	*	*	*	
29/01/2025	03:00	0	0	0	0	0	0	0	0	0	0	0	0	0	0	0	0	0	0	0	0	0	0	*	*	*	*	
29/01/2025	04:00	0	0	0	2	1	0	0	0	0	0	0	0	0	0	0	0	0	0	0	0	3	28.7	35	25 to 35	100.0	*	*
29/01/2025	05:00	0	0	0	3	4	2	0	0	0	0	0	0	0	0	0	0	0	0	0	0	9	31.7	37.5	25 to 35	77.8	2	22.2
29/01/2025	06:00	0	0	2	7	0	1	0	3	0	0	0	0	0	0	0	0	0	0	0	0	13	31.7	46.7	20 to 30	69.2	4	30.8
29/01/2025	07:00	0	1	6	25	10	6	0	0	0	0	0	0	0	0	0	0	0	0	0	0	48	28.8	34.5	25 to 35	72.9	6	12.5
29/01/2025	08:00	0	1	16	33	18	7	1	0	0	0	0	0	0	0	0	0	0	0	0	0	76	28.5	34.2	25 to 35	67.1	8	10.5
29/01/2025	09:00	0	3	9	16	7	3	1	0	0	0	0	0	0	0	0	0	0	0	0	0	39	27.3	33.6	20 to 30	64.1	4	10.3
29/01/2025	10:00	4	0	8	18	8	1	0	1	0	0	0	0	0	0	0	0	0	0	0	0	40	26.5	32.5	20 to 30	65.0	2	5.0
29/01/2025	11:00	0	2	8	17	10	4	1	0	0	0	0	0	0	0	0	0	0	0	0	0	42	28.4	34.5	25 to 35	64.3	5	11.9
29/01/2025	12:00	2	1	7	16	5	2	2	0	0	0	0	0	0	0	0	0	0	0	0	0	35	27.2	34	20 to 30	65.7	4	11.4
29/01/2025	13:00	0	2	5	20	12	5	0	0	0	0	0	0	0	0	0	0	0	0	0	0	44	28.8	34.2	25 to 35	72.7	5	11.4
29/01/2025	14:00	2	0	3	19	14	6	1	0	0	0	0	0	0	0	0	0	0	0	0	0	45	29.6	35	25 to 35	73.3	7	15.6
29/01/2025	15:00	1	4	8	16	13	9	4	0	0	0	0	0	0	0	0	0	0	0	0	0	55	29.4	37.8	25 to 35	52.7	13	23.6
29/01/2025	16:00	0	1	15	32	21	2	1	0	0	0	0	0	0	0	0	0	0	0	0	0	72	28.1	33.1	25 to 35	73.6	3	4.2
29/01/2025	17:00	0	6	6	9	7	3	0	0	0	0	0	0	0	0	0	0	0	0	0	0	31	26.4	33.6	25 to 35	51.6	3	9.7
29/01/2025	18:00	0	1	6	8	9	1	1	0	0	0	0	0	0	0	0	0	0	0	0	0	26	28.3	33.9	25 to 35	65.4	2	7.7
29/01/2025	19:00	0	0	3	3	5	0	1	0	0	0	0	0	0	0	0	0	0	0	0	0	12	29.3	34	25 to 35	66.7	1	8.3
29/01/2025	20:00	0	0	0	0	4	2	0	2	0	0	0	0	0	0	0	0	0	0	0	0	8	37.1	47.5	30 to 40	75.0	4	50.0
29/01/2025	21:00	0	0	0	2	0	3	0	0	0	0	0	0	0	0	0	0	0	0	0	0	5	33.2	38.3	30 to 40	60.0	3	60.0
29/01/2025	22:00	0	0	1	0	2	0	1	0	0	0	0	0	0	0	0	0	0	0	0	0	4	32	35	25 to 35	50.0	1	25.0
29/01/2025	23:00	0	0	0	0	1	0	0	0	0	0	0	0	0	0	0	0	0	0	0	0	1	32	35	25 to 35	100.0	*	*
24 Hr Summary		9	22	103	246	151	57	14	6	0	0	0	0	0	0	0	0	0	0	0	608	28.6	34.5	25 to 35	65.3	77	12.7	

Incoming Histogram

Tittleshall war memorial

from Fri-Jan-03-2025-12-00-PM to Sun-Feb-09-2025-11-59-AM

Date	Starting Hr:min	<15	15 to <20	20 to <25	25 to <30	30 to <35	35 to <40	40 to <45	45 to <50	50 to <55	55 to <60	60 to <65	65 to <70	70 to <75	75 to <80	80 to <85	85 to <90	90 to <95	95 to <100	100 to >105	Total Counts	Avg Speed (MPH)	85pet Speed	10MPH Pace	% in pace	# of Speeders	% Speeders	
30/01/2025	00:00	0	0	0	0	1	0	0	0	0	0	0	0	0	0	0	0	0	0	0	0	1	32	35	25 to 35	100.0	*	*
30/01/2025	01:00	0	0	0	0	0	0	0	0	0	0	0	0	0	0	0	0	0	0	0	0	0	0	0	*	*	*	*
30/01/2025	02:00	0	0	0	0	0	0	0	0	0	0	0	0	0	0	0	0	0	0	0	0	0	0	0	*	*	*	*
30/01/2025	03:00	0	0	0	0	0	0	0	0	0	0	0	0	0	0	0	0	0	0	0	0	0	0	0	*	*	*	*
30/01/2025	04:00	0	0	1	1	1	2	0	0	0	0	0	0	0	0	0	0	0	0	0	0	5	31	37.5	30 to 40	60.0	2	40.0
30/01/2025	05:00	0	0	0	6	6	2	0	0	0	0	0	0	0	0	0	0	0	0	0	0	14	30.7	35	25 to 35	85.7	2	14.3
30/01/2025	06:00	0	0	1	6	3	3	0	0	0	0	0	0	0	0	0	0	0	0	0	0	13	30.2	36.7	25 to 35	69.2	3	23.1
30/01/2025	07:00	0	1	5	22	18	7	0	0	0	0	0	0	0	0	0	0	0	0	0	0	53	29.7	34.7	25 to 35	75.5	7	13.2
30/01/2025	08:00	2	3	11	35	16	6	1	0	0	0	0	0	0	0	0	0	0	0	0	0	74	27.9	33.8	25 to 35	68.9	7	9.5
30/01/2025	09:00	1	7	8	17	7	3	0	1	0	0	0	0	0	0	0	0	0	0	0	0	44	26.3	32.9	20 to 30	56.8	4	9.1
30/01/2025	10:00	0	1	5	18	7	2	2	0	0	0	0	0	0	0	0	0	0	0	0	0	35	28.6	34.3	25 to 35	71.4	4	11.4
30/01/2025	11:00	1	2	6	11	11	2	0	0	0	0	0	0	0	0	0	0	0	0	0	0	33	27.5	33.6	25 to 35	66.7	2	6.1
30/01/2025	12:00	1	1	10	13	7	6	0	0	0	0	0	0	0	0	0	0	0	0	0	0	38	27.8	35	20 to 30	60.5	6	15.8
30/01/2025	13:00	0	1	4	12	9	3	0	0	0	0	0	0	0	0	0	0	0	0	0	0	29	28.8	34.4	25 to 35	72.4	3	10.3
30/01/2025	14:00	5	3	7	15	10	4	2	0	0	0	0	0	0	0	0	0	0	0	0	0	46	26.7	34.5	25 to 35	54.3	6	13.0
30/01/2025	15:00	2	4	15	38	14	5	1	0	0	0	0	0	0	0	0	0	0	0	0	0	79	27.2	32.9	20 to 30	67.1	6	7.6
30/01/2025	16:00	0	3	9	24	16	4	0	0	0	0	0	0	0	0	0	0	0	0	0	0	56	28.1	33.8	25 to 35	71.4	4	7.1
30/01/2025	17:00	0	0	5	12	9	3	1	0	0	0	0	0	0	0	0	0	0	0	0	0	30	29.4	35	25 to 35	70.0	4	13.3
30/01/2025	18:00	0	0	3	10	8	5	1	1	0	0	0	0	0	0	0	0	0	0	0	0	28	31.1	38	25 to 35	64.3	7	25.0
30/01/2025	19:00	0	0	0	2	6	2	1	0	0	0	0	0	0	0	0	0	0	0	0	0	11	32.9	37.5	25 to 35	72.7	3	27.3
30/01/2025	20:00	0	0	1	5	2	1	0	1	0	0	0	0	0	0	0	0	0	0	0	0	10	30.7	35	25 to 35	70.0	2	20.0
30/01/2025	21:00	0	0	2	7	3	2	1	0	0	0	0	0	0	0	0	0	0	0	0	0	15	29.8	37.5	25 to 35	66.7	3	20.0
30/01/2025	22:00	0	0	0	2	1	0	0	0	0	0	0	0	0	0	0	0	0	0	0	0	3	28.7	35	25 to 35	100.0	*	*
30/01/2025	23:00	0	0	0	2	0	0	0	0	0	0	0	0	0	0	0	0	0	0	0	0	2	27.5	30	20 to 30	100.0	*	*
24 Hr Summary		12	26	93	258	155	62	10	3	0	0	0	0	0	0	0	0	0	0	0	0	619	28.4	34.4	25 to 35	66.7	75	12.1

Incoming Histogram

Tittleshall war memorial

from Fri-Jan-03-2025-12-00-PM to Sun-Feb-09-2025-11-59-AM

Date	Starting Hr:min	<15	15 to <20	20 to <25	25 to <30	30 to <35	35 to <40	40 to <45	45 to <50	50 to <55	55 to <60	60 to <65	65 to <70	70 to <75	75 to <80	80 to <85	85 to <90	90 to <95	95 to <100	100 to >105	Total Counts	Avg Speed (MPH)	85pet Speed	10MPH Pace	% in pace	# of Speeders	% Speeders	
31/01/2025	00:00	0	0	0	0	1	0	0	0	0	0	0	0	0	0	0	0	0	0	0	0	1	32	35	25 to 35	100.0	*	*
31/01/2025	01:00	0	0	0	0	0	0	0	0	0	0	0	0	0	0	0	0	0	0	0	0	0	0	0	*	*	*	*
31/01/2025	02:00	0	0	0	0	0	0	0	0	0	0	0	0	0	0	0	0	0	0	0	0	0	0	0	*	*	*	*
31/01/2025	03:00	0	0	0	0	0	1	0	0	0	0	0	0	0	0	0	0	0	0	0	0	1	37	40	30 to 40	100.0	1	100.0
31/01/2025	04:00	0	0	0	0	2	0	0	0	0	0	0	0	0	0	0	0	0	0	0	0	2	32	35	25 to 35	100.0	*	*
31/01/2025	05:00	0	0	0	1	3	0	0	0	0	0	0	0	0	0	0	0	0	0	0	0	4	30.8	33.3	25 to 35	100.0	*	*
31/01/2025	06:00	0	0	2	6	5	4	4	0	0	0	0	0	0	0	0	0	0	0	0	0	21	32.6	41.2	25 to 35	52.4	8	38.1
31/01/2025	07:00	0	1	10	19	9	4	1	0	0	0	0	0	0	0	0	0	0	0	0	0	44	28.2	33.9	20 to 30	65.9	5	11.4
31/01/2025	08:00	0	3	12	27	16	5	3	0	0	0	0	0	0	0	0	0	0	0	0	0	66	28.6	34.4	25 to 35	65.2	8	12.1
31/01/2025	09:00	2	5	6	14	7	5	0	0	0	0	0	0	0	0	0	0	0	0	0	0	39	26.5	34.3	25 to 35	53.8	5	12.8
31/01/2025	10:00	2	6	10	12	9	2	0	0	0	0	0	0	0	0	0	0	0	0	0	0	41	25.5	32.8	20 to 30	53.7	2	4.9
31/01/2025	11:00	0	2	10	12	5	2	1	0	0	0	0	0	0	0	0	0	0	0	0	0	32	26.9	33	20 to 30	68.8	3	9.4
31/01/2025	12:00	1	0	6	13	10	5	0	0	0	0	0	0	0	0	0	0	0	0	0	0	35	28.8	35	25 to 35	65.7	5	14.3
31/01/2025	13:00	0	1	5	16	12	0	1	0	0	0	0	0	0	0	0	0	0	0	0	0	35	28.3	33.3	25 to 35	80.0	1	2.9
31/01/2025	14:00	0	0	2	13	11	4	0	0	0	0	0	0	0	0	0	0	0	0	0	0	30	30.1	35	25 to 35	80.0	4	13.3
31/01/2025	15:00	0	0	8	38	15	8	2	0	0	0	0	0	0	0	0	0	0	0	0	0	71	29.4	34.7	25 to 35	74.6	10	14.1
31/01/2025	16:00	0	2	9	24	18	2	3	0	0	0	0	0	0	0	0	0	0	0	0	0	58	28.8	33.9	25 to 35	72.4	5	8.6
31/01/2025	17:00	0	1	7	11	7	5	1	0	0	0	0	0	0	0	0	0	0	0	0	0	32	29	36	20 to 30	56.3	6	18.8
31/01/2025	18:00	0	1	6	12	11	3	2	0	0	0	0	0	0	0	0	0	0	0	0	0	35	29.3	35	25 to 35	65.7	5	14.3
31/01/2025	19:00	0	0	1	4	3	0	0	0	0	0	0	0	0	0	0	0	0	0	0	0	8	28.4	33.3	25 to 35	87.5	*	*
31/01/2025	20:00	0	0	0	2	2	0	1	0	0	0	0	0	0	0	0	0	0	0	0	0	5	32.2	35	25 to 35	80.0	1	20.0
31/01/2025	21:00	0	0	0	3	1	2	1	0	0	0	0	0	0	0	0	0	0	0	0	0	7	32.7	40	25 to 35	57.1	3	42.9
31/01/2025	22:00	0	0	0	0	0	1	1	0	0	0	0	0	0	0	0	0	0	0	0	0	2	39.5	45	35 to 45	100.0	2	100.0
31/01/2025	23:00	0	0	0	1	1	2	0	0	0	0	0	0	0	0	0	0	0	0	0	0	4	33.5	37.5	30 to 40	75.0	2	50.0
24 Hr Summary		5	22	94	228	148	55	21	0	0	0	0	0	0	0	0	0	0	0	0	0	573	28.7	34.7	25 to 35	65.6	76	13.3

Incoming Histogram

Tittleshall war memorial

from Fri-Jan-03-2025-12-00-PM to Sun-Feb-09-2025-11-59-AM

Date	Starting Hr:min	<15	15 to <20	20 to <25	25 to <30	30 to <35	35 to <40	40 to <45	45 to <50	50 to <55	55 to <60	60 to <65	65 to <70	70 to <75	75 to <80	80 to <85	85 to <90	90 to <95	95 to <100	100 to >105	Total Counts	Avg Speed (MPH)	85pet Speed	10MPH Pace	% in pace	# of Speeders	% Speeders	
01/02/2025	00:00	0	0	0	0	0	0	1	0	0	0	0	0	0	0	0	0	0	0	0	0	1	42	45	35 to 45	100.0	1	100.0
01/02/2025	01:00	0	0	0	0	0	0	0	0	0	0	0	0	0	0	0	0	0	0	0	0	0	0	0	*	*	*	*
01/02/2025	02:00	0	0	0	0	0	0	0	0	0	0	0	0	0	0	0	0	0	0	0	0	0	0	0	*	*	*	*
01/02/2025	03:00	0	0	0	1	0	0	0	0	0	0	0	0	0	0	0	0	0	0	0	0	1	27	30	20 to 30	100.0	*	*
01/02/2025	04:00	0	0	0	2	0	0	0	1	0	0	0	0	0	0	0	0	0	0	0	0	3	34	50	20 to 30	66.7	1	33.3
01/02/2025	05:00	0	0	0	1	2	1	0	0	0	0	0	0	0	0	0	0	0	0	0	0	4	32	35	25 to 35	75.0	1	25.0
01/02/2025	06:00	0	0	0	3	0	0	0	0	0	0	0	0	0	0	0	0	0	0	0	0	3	27.3	30	20 to 30	100.0	*	*
01/02/2025	07:00	0	0	0	2	1	1	2	1	0	0	0	0	0	0	0	0	0	0	0	0	7	36.3	45	25 to 35	42.9	4	57.1
01/02/2025	08:00	0	1	1	17	8	0	2	0	0	0	0	0	0	0	0	0	0	0	0	0	29	29.2	33.8	25 to 35	86.2	2	6.9
01/02/2025	09:00	0	0	3	20	4	4	0	0	0	0	0	0	0	0	0	0	0	0	0	0	31	28.8	33.8	25 to 35	77.4	4	12.9
01/02/2025	10:00	1	1	3	21	5	5	1	1	0	0	0	0	0	0	0	0	0	0	0	0	38	29	36	25 to 35	68.4	7	18.4
01/02/2025	11:00	0	2	5	14	16	3	0	0	0	0	0	0	0	0	0	0	0	0	0	0	40	28.9	34.1	25 to 35	75.0	3	7.5
01/02/2025	12:00	0	0	5	10	6	3	0	1	0	0	0	0	0	0	0	0	0	0	0	0	25	29.4	35	25 to 35	64.0	4	16.0
01/02/2025	13:00	0	1	3	17	13	5	3	0	0	0	0	0	0	0	0	0	0	0	0	0	42	30.4	37	25 to 35	71.4	8	19.0
01/02/2025	14:00	2	2	3	18	13	1	1	0	0	0	0	0	0	0	0	0	0	0	0	0	40	27.9	33.5	25 to 35	77.5	2	5.0
01/02/2025	15:00	2	1	5	13	5	6	2	0	0	0	0	0	0	0	0	0	0	0	0	0	34	28.6	37.5	20 to 30	52.9	8	23.5
01/02/2025	16:00	0	0	7	19	11	5	0	0	0	0	0	0	0	0	0	0	0	0	0	0	42	29	34.5	25 to 35	71.4	5	11.9
01/02/2025	17:00	0	0	2	4	10	3	0	0	0	0	0	0	0	0	0	0	0	0	0	0	19	30.8	35	25 to 35	73.7	3	15.8
01/02/2025	18:00	0	0	0	5	4	3	2	0	0	0	0	0	0	0	0	0	0	0	0	0	14	32.9	40	25 to 35	64.3	5	35.7
01/02/2025	19:00	0	0	1	4	3	2	0	0	0	0	0	0	0	0	0	0	0	0	0	0	10	30.1	35	25 to 35	70.0	2	20.0
01/02/2025	20:00	0	0	0	2	0	2	2	0	0	0	0	0	0	0	0	0	0	0	0	0	6	35.5	42.5	35 to 45	66.7	4	66.7
01/02/2025	21:00	0	0	1	0	1	2	0	0	0	0	0	0	0	0	0	0	0	0	0	0	4	32	37.5	30 to 40	75.0	2	50.0
01/02/2025	22:00	0	0	1	1	1	1	0	1	0	0	0	0	0	0	0	0	0	0	0	0	5	33	40	20 to 30	40.0	2	40.0
01/02/2025	23:00	0	0	0	0	1	0	3	0	0	0	0	0	0	0	0	0	0	0	0	0	4	39.5	43.3	35 to 45	75.0	3	75.0
24 Hr Summary		5	8	40	174	104	47	19	5	0	0	0	0	0	0	0	0	0	0	0	0	402	29.7	36.2	25 to 35	69.2	71	17.7

Incoming Histogram

Tittleshall war memorial

from Fri-Jan-03-2025-12-00-PM to Sun-Feb-09-2025-11-59-AM

Date	Starting Hr:min	<15	15 to <20	20 to <25	25 to <30	30 to <35	35 to <40	40 to <45	45 to <50	50 to <55	55 to <60	60 to <65	65 to <70	70 to <75	75 to <80	80 to <85	85 to <90	90 to <95	95 to <100	100 to >105	Total Counts	Avg Speed (MPH)	85pet Speed	10MPH Pace	% in pace	# of Speeders	% Speeders	
02/02/2025	00:00	0	0	0	0	2	2	0	0	0	0	0	0	0	0	0	0	0	0	0	0	4	34.5	37.5	30 to 40	100.0	2	50.0
02/02/2025	01:00	0	0	0	0	0	0	0	0	0	0	0	0	0	0	0	0	0	0	0	0	0	0	0	*	*	*	*
02/02/2025	02:00	0	0	0	0	0	0	0	0	0	0	0	0	0	0	0	0	0	0	0	0	0	0	0	*	*	*	*
02/02/2025	03:00	0	0	0	0	0	0	0	0	0	0	0	0	0	0	0	0	0	0	0	0	0	0	0	*	*	*	*
02/02/2025	04:00	0	0	0	0	1	0	0	0	0	0	0	0	0	0	0	0	0	0	0	0	1	32	35	25 to 35	100.0	*	*
02/02/2025	05:00	0	0	0	1	0	1	0	0	0	0	0	0	0	0	0	0	0	0	0	0	2	32	40	20 to 30	50.0	1	50.0
02/02/2025	06:00	0	0	1	1	0	1	0	0	0	0	0	0	0	0	0	0	0	0	0	0	3	28.7	40	20 to 30	66.7	1	33.3
02/02/2025	07:00	0	0	0	2	2	0	1	0	0	0	0	0	0	0	0	0	0	0	0	0	5	32	35	25 to 35	80.0	1	20.0
02/02/2025	08:00	0	1	3	6	2	0	0	0	0	0	0	0	0	0	0	0	0	0	0	0	12	25.8	30	20 to 30	75.0	*	*
02/02/2025	09:00	0	2	5	8	4	1	0	1	0	0	0	0	0	0	0	0	0	0	0	0	21	27.3	33.8	20 to 30	61.9	2	9.5
02/02/2025	10:00	1	3	1	11	6	3	1	0	0	0	0	0	0	0	0	0	0	0	0	0	26	28.2	35	25 to 35	65.4	4	15.4
02/02/2025	11:00	0	1	2	8	3	3	0	0	0	0	0	0	0	0	0	0	0	0	0	0	17	28.7	35	25 to 35	64.7	3	17.6
02/02/2025	12:00	0	0	3	24	16	8	0	0	0	0	0	0	0	0	0	0	0	0	0	0	51	30.1	35	25 to 35	78.4	8	15.7
02/02/2025	13:00	0	3	2	12	8	2	1	0	0	0	0	0	0	0	0	0	0	0	0	0	28	28.4	34.4	25 to 35	71.4	3	10.7
02/02/2025	14:00	0	0	4	7	16	5	1	0	0	0	0	0	0	0	0	0	0	0	0	0	33	31	36	25 to 35	69.7	6	18.2
02/02/2025	15:00	0	2	3	9	8	3	0	0	0	0	0	0	0	0	0	0	0	0	0	0	25	28.6	34.4	25 to 35	68.0	3	12.0
02/02/2025	16:00	1	4	8	25	8	3	0	0	0	0	0	0	0	0	0	0	0	0	0	0	49	26.8	32.5	20 to 30	67.3	3	6.1
02/02/2025	17:00	0	0	2	8	5	3	0	0	0	0	0	0	0	0	0	0	0	0	0	0	18	29.8	35	25 to 35	72.2	3	16.7
02/02/2025	18:00	0	2	3	11	2	3	0	0	0	0	0	0	0	0	0	0	0	0	0	0	21	27.4	35	20 to 30	66.7	3	14.3
02/02/2025	19:00	0	0	2	1	3	1	0	0	0	0	0	0	0	0	0	0	0	0	0	0	7	29.4	35	25 to 35	57.1	1	14.3
02/02/2025	20:00	0	0	0	2	1	1	0	0	0	0	0	0	0	0	0	0	0	0	0	0	4	31	35	25 to 35	75.0	1	25.0
02/02/2025	21:00	0	0	1	2	3	3	0	0	0	0	0	0	0	0	0	0	0	0	0	0	9	31.4	38.3	30 to 40	66.7	3	33.3
02/02/2025	22:00	0	0	0	2	1	1	1	0	0	0	0	0	0	0	0	0	0	0	0	0	5	33.2	40	25 to 35	60.0	2	40.0
02/02/2025	23:00	0	0	0	0	1	0	0	0	0	0	0	0	0	0	0	0	0	0	0	0	1	32	35	25 to 35	100.0	*	*
24 Hr Summary		2	18	40	140	92	44	5	1	0	0	0	0	0	0	0	0	0	0	0	0	342	28.9	34.9	25 to 35	67.8	50	14.6

Incoming Histogram

Tittleshall war memorial

from Fri-Jan-03-2025-12-00-PM to Sun-Feb-09-2025-11-59-AM

Date	Starting Hr:min	<15	15 to <20	20 to <25	25 to <30	30 to <35	35 to <40	40 to <45	45 to <50	50 to <55	55 to <60	60 to <65	65 to <70	70 to <75	75 to <80	80 to <85	85 to <90	90 to <95	95 to <100	100 to >105	Total Counts	Avg Speed (MPH)	85pet Speed	10MPH Pace	% in pace	# of Speeders	% Speeders	
03/02/2025	00:00	0	0	0	0	0	1	0	0	0	0	0	0	0	0	0	0	0	0	0	0	1	37	40	30 to 40	100.0	1	100.0
03/02/2025	01:00	0	0	0	0	0	1	0	0	0	0	0	0	0	0	0	0	0	0	0	0	1	37	40	30 to 40	100.0	1	100.0
03/02/2025	02:00	0	0	0	0	0	0	0	0	0	0	0	0	0	0	0	0	0	0	0	0	0	0	0	*	*	*	*
03/02/2025	03:00	0	0	1	2	0	0	0	0	0	0	0	0	0	0	0	0	0	0	0	0	3	25.3	30	20 to 30	100.0	*	*
03/02/2025	04:00	0	0	1	0	3	0	2	0	0	0	0	0	0	0	0	0	0	0	0	0	6	33.7	42.5	25 to 35	50.0	2	33.3
03/02/2025	05:00	0	0	0	5	5	1	0	0	0	0	0	0	0	0	0	0	0	0	0	0	11	30.4	34	25 to 35	90.9	1	9.1
03/02/2025	06:00	0	0	4	8	6	0	0	0	0	0	0	0	0	0	0	0	0	0	0	0	18	27.7	32.5	25 to 35	77.8	*	*
03/02/2025	07:00	0	1	6	18	10	1	1	1	0	0	0	0	0	0	0	0	0	0	0	0	38	28.8	33.5	25 to 35	73.7	3	7.9
03/02/2025	08:00	2	1	10	32	19	9	0	0	0	0	0	0	0	0	0	0	0	0	0	0	73	28.7	34.5	25 to 35	69.9	9	12.3
03/02/2025	09:00	3	1	13	13	13	3	0	0	0	0	0	0	0	0	0	0	0	0	0	0	46	26.7	33.5	20 to 30	56.5	3	6.5
03/02/2025	10:00	0	2	5	12	12	4	0	1	0	0	0	0	0	0	0	0	0	0	0	0	36	29.3	35	25 to 35	66.7	5	13.9
03/02/2025	11:00	2	2	6	13	7	1	1	0	0	0	0	0	0	0	0	0	0	0	0	0	32	26.5	32.9	25 to 35	62.5	2	6.3
03/02/2025	12:00	0	2	5	17	5	6	2	0	0	0	0	0	0	0	0	0	0	0	0	0	37	29.1	36.7	20 to 30	59.5	8	21.6
03/02/2025	13:00	1	0	5	19	5	2	0	0	0	0	0	0	0	0	0	0	0	0	0	0	32	27.5	32	20 to 30	75.0	2	6.3
03/02/2025	14:00	0	0	9	21	11	4	0	0	0	0	0	0	0	0	0	0	0	0	0	0	45	28.4	33.6	25 to 35	71.1	4	8.9
03/02/2025	15:00	0	3	14	32	10	7	0	0	0	0	0	0	0	0	0	0	0	0	0	0	66	27.7	33.5	20 to 30	69.7	7	10.6
03/02/2025	16:00	2	5	8	21	17	4	2	0	0	0	0	0	0	0	0	0	0	0	0	0	59	27.9	34.1	25 to 35	64.4	6	10.2
03/02/2025	17:00	0	2	5	11	10	2	1	0	0	0	0	0	0	0	0	0	0	0	0	0	31	28.5	34	25 to 35	67.7	3	9.7
03/02/2025	18:00	0	0	1	6	7	4	0	1	0	0	0	0	0	0	0	0	0	0	0	0	19	32	37.5	25 to 35	68.4	5	26.3
03/02/2025	19:00	0	0	0	5	1	1	0	0	0	0	0	0	0	0	0	0	0	0	0	0	7	29.3	35	25 to 35	85.7	1	14.3
03/02/2025	20:00	1	1	1	1	0	1	0	0	0	0	0	0	0	0	0	0	0	0	0	0	5	23	30	10 to 20	40.0	1	20.0
03/02/2025	21:00	0	0	1	1	1	2	1	0	0	0	0	0	0	0	0	0	0	0	0	0	6	32.8	40	30 to 40	50.0	3	50.0
03/02/2025	22:00	1	0	1	1	0	1	0	0	0	0	0	0	0	0	0	0	0	0	0	0	4	24.5	30	20 to 30	50.0	1	25.0
03/02/2025	23:00	0	0	0	0	0	0	0	0	0	0	0	0	0	0	0	0	0	0	0	0	0	0	0	*	*	*	*
24 Hr Summary		12	20	96	238	142	55	10	3	0	0	0	0	0	0	0	0	0	0	0	0	576	28.3	34.4	25 to 35	66.0	68	11.8



Incoming Histogram

Tittleshall war memorial

from Fri-Jan-03-2025-12-00-PM to Sun-Feb-09-2025-11-59-AM

Date	Starting Hr:min	<15	15 to <20	20 to <25	25 to <30	30 to <35	35 to <40	40 to <45	45 to <50	50 to <55	55 to <60	60 to <65	65 to <70	70 to <75	75 to <80	80 to <85	85 to <90	90 to <95	95 to <100	100 to >105	Total Counts	Avg Speed (MPH)	85pet Speed	10MPH Pace	% in pace	# of Speeders	% Speeders	
04/02/2025	00:00	0	0	0	0	0	0	0	0	0	0	0	0	0	0	0	0	0	0	0	0	0	0	*	*	*	*	
04/02/2025	01:00	0	0	0	0	0	0	0	0	0	0	0	0	0	0	0	0	0	0	0	0	0	0	*	*	*	*	
04/02/2025	02:00	0	0	0	0	0	0	0	0	0	0	0	0	0	0	0	0	0	0	0	0	0	0	*	*	*	*	
04/02/2025	03:00	0	0	0	1	1	0	0	0	0	0	0	0	0	0	0	0	0	0	0	0	2	29.5	35	25 to 35	100.0	*	*
04/02/2025	04:00	0	0	0	0	2	0	0	0	0	0	0	0	0	0	0	0	0	0	0	0	2	32	35	25 to 35	100.0	*	*
04/02/2025	05:00	0	0	0	6	2	0	0	0	0	0	0	0	0	0	0	0	0	0	0	0	8	28.4	32.5	25 to 35	100.0	*	*
04/02/2025	06:00	0	0	3	8	5	1	3	0	0	0	0	0	0	0	0	0	0	0	0	0	20	30.4	40	25 to 35	65.0	4	20.0
04/02/2025	07:00	0	2	6	22	9	3	0	0	0	0	0	0	0	0	0	0	0	0	0	0	42	27.9	33.3	25 to 35	73.8	3	7.1
04/02/2025	08:00	1	0	9	21	18	7	0	0	0	0	0	0	0	0	0	0	0	0	0	0	56	29.1	34.7	25 to 35	69.6	7	12.5
04/02/2025	09:00	1	2	6	9	6	3	3	1	0	0	0	0	0	0	0	0	0	0	0	0	31	29.2	38.3	20 to 30	48.4	7	22.6
04/02/2025	10:00	1	6	5	20	7	3	0	0	0	0	0	0	0	0	0	0	0	0	0	0	42	26.5	32.9	25 to 35	64.3	3	7.1
04/02/2025	11:00	0	2	7	22	9	3	0	0	0	0	0	0	0	0	0	0	0	0	0	0	43	27.7	33.3	25 to 35	72.1	3	7.0
04/02/2025	12:00	1	2	2	23	10	5	1	0	0	0	0	0	0	0	0	0	0	0	0	0	44	28.9	34.5	25 to 35	75.0	6	13.6
04/02/2025	13:00	0	5	6	21	12	4	3	0	0	0	0	0	0	0	0	0	0	0	0	0	51	28.5	34.6	25 to 35	64.7	7	13.7
04/02/2025	14:00	1	4	9	18	8	3	1	0	0	0	0	0	0	0	0	0	0	0	0	0	44	26.9	33.1	20 to 30	61.4	4	9.1
04/02/2025	15:00	1	1	12	22	14	9	4	0	0	0	0	0	0	0	0	0	0	0	0	0	63	29.4	37.2	25 to 35	57.1	13	20.6
04/02/2025	16:00	1	4	11	19	12	6	1	0	0	0	0	0	0	0	0	0	0	0	0	0	54	27.8	34.6	25 to 35	57.4	7	13.0
04/02/2025	17:00	0	3	7	18	7	5	4	0	0	0	0	0	0	0	0	0	0	0	0	0	44	29	37	20 to 30	56.8	9	20.5
04/02/2025	18:00	0	0	4	9	3	6	2	1	0	0	0	0	0	0	0	0	0	0	0	0	25	31.4	39.2	20 to 30	52.0	9	36.0
04/02/2025	19:00	0	1	2	4	1	2	1	1	0	0	0	0	0	0	0	0	0	0	0	0	12	30.5	40	20 to 30	50.0	4	33.3
04/02/2025	20:00	0	0	1	1	1	3	0	0	0	0	0	0	0	0	0	0	0	0	0	0	6	32	38.3	30 to 40	66.7	3	50.0
04/02/2025	21:00	0	1	3	4	2	2	1	0	0	0	0	0	0	0	0	0	0	0	0	0	13	28.8	37.5	20 to 30	53.8	3	23.1
04/02/2025	22:00	0	0	0	0	1	1	0	0	0	0	0	0	0	0	0	0	0	0	0	0	2	34.5	40	30 to 40	100.0	1	50.0
04/02/2025	23:00	0	0	0	2	0	0	1	0	0	0	0	0	0	0	0	0	0	0	0	0	3	32.3	45	20 to 30	66.7	1	33.3
24 Hr Summary		7	33	93	250	130	66	25	3	0	0	0	0	0	0	0	0	0	0	0	607	28.6	35.2	25 to 35	62.6	94	15.5	

Incoming Histogram

Tittleshall war memorial

from Fri-Jan-03-2025-12-00-PM to Sun-Feb-09-2025-11-59-AM

Date	Starting Hr:min	<15	15 to <20	20 to <25	25 to <30	30 to <35	35 to <40	40 to <45	45 to <50	50 to <55	55 to <60	60 to <65	65 to <70	70 to <75	75 to <80	80 to <85	85 to <90	90 to <95	95 to <100	100 to >105	Total Counts	Avg Speed (MPH)	85pet Speed	10MPH Pace	% in pace	# of Speeders	% Speeders	
05/02/2025	00:00	0	0	0	0	0	1	0	0	0	0	0	0	0	0	0	0	0	0	0	0	1	37	40	30 to 40	100.0	1	100.0
05/02/2025	01:00	0	0	0	0	0	0	0	0	0	0	0	0	0	0	0	0	0	0	0	0	0	0	0	*	*	*	*
05/02/2025	02:00	0	0	0	0	0	0	0	0	0	0	0	0	0	0	0	0	0	0	0	0	0	0	0	*	*	*	*
05/02/2025	03:00	0	1	0	0	1	0	0	0	0	0	0	0	0	0	0	0	0	0	0	0	2	24.5	35	10 to 20	50.0	*	*
05/02/2025	04:00	0	1	0	3	2	0	0	0	0	0	0	0	0	0	0	0	0	0	0	0	6	27	32.5	25 to 35	83.3	*	*
05/02/2025	05:00	0	0	1	6	5	1	0	0	0	0	0	0	0	0	0	0	0	0	0	0	13	29.5	34	25 to 35	84.6	1	7.7
05/02/2025	06:00	0	1	3	5	5	1	1	0	0	0	0	0	0	0	0	0	0	0	0	0	16	28.8	35	25 to 35	62.5	2	12.5
05/02/2025	07:00	0	3	9	16	8	4	1	0	0	0	0	0	0	0	0	0	0	0	0	0	41	27.8	34.4	20 to 30	61.0	5	12.2
05/02/2025	08:00	1	1	8	25	21	9	0	0	0	0	0	0	0	0	0	0	0	0	0	0	65	29.4	34.8	25 to 35	70.8	9	13.8
05/02/2025	09:00	2	1	8	21	6	5	1	1	0	0	0	0	0	0	0	0	0	0	0	0	45	28	35	20 to 30	64.4	7	15.6
05/02/2025	10:00	3	2	5	13	7	3	2	1	0	0	0	0	0	0	0	0	0	0	0	0	36	27.9	36.7	25 to 35	55.6	6	16.7
05/02/2025	11:00	0	2	8	21	7	2	1	0	0	0	0	0	0	0	0	0	0	0	0	0	41	27.5	32.9	20 to 30	70.7	3	7.3
05/02/2025	12:00	2	2	2	13	11	3	2	0	0	0	0	0	0	0	0	0	0	0	0	0	35	28.9	35	25 to 35	68.6	5	14.3
05/02/2025	13:00	1	4	7	15	14	2	0	0	0	0	0	0	0	0	0	0	0	0	0	0	43	27.3	33.6	25 to 35	67.4	2	4.7
05/02/2025	14:00	2	4	11	20	12	1	0	1	0	0	0	0	0	0	0	0	0	0	0	0	51	26.7	32.5	25 to 35	62.7	2	3.9
05/02/2025	15:00	1	1	10	21	19	5	2	0	0	0	0	0	0	0	0	0	0	0	0	0	59	28.9	34.5	25 to 35	67.8	7	11.9
05/02/2025	16:00	0	0	7	26	21	5	3	0	0	0	0	0	0	0	0	0	0	0	0	0	62	30.1	34.8	25 to 35	75.8	8	12.9
05/02/2025	17:00	0	0	2	19	7	5	0	1	0	0	0	0	0	0	0	0	0	0	0	0	34	30	36	25 to 35	76.5	6	17.6
05/02/2025	18:00	0	0	5	4	4	4	3	0	0	0	0	0	0	0	0	0	0	0	0	0	20	31.1	40	20 to 30	45.0	7	35.0
05/02/2025	19:00	0	0	1	3	4	1	1	1	0	0	0	0	0	0	0	0	0	0	0	0	11	32.5	40	25 to 35	63.6	3	27.3
05/02/2025	20:00	0	0	1	4	3	2	0	0	0	0	0	0	0	0	0	0	0	0	0	0	10	30.2	35	25 to 35	70.0	2	20.0
05/02/2025	21:00	0	0	0	3	1	1	1	0	0	0	0	0	0	0	0	0	0	0	0	0	6	32.2	40	25 to 35	66.7	2	33.3
05/02/2025	22:00	0	0	0	1	0	1	0	0	0	0	0	0	0	0	0	0	0	0	0	0	2	32	40	20 to 30	50.0	1	50.0
05/02/2025	23:00	0	0	0	0	0	0	0	0	0	0	0	0	0	0	0	0	0	0	0	0	0	0	0	*	*	*	*
24 Hr Summary		12	23	88	239	158	56	18	5	0	0	0	0	0	0	0	0	0	0	0	599	28.7	34.7	25 to 35	66.3	79	13.2	

Incoming Histogram

Tittleshall war memorial

from Fri-Jan-03-2025-12-00-PM to Sun-Feb-09-2025-11-59-AM

Date	Starting Hr:min	<15	15 to <20	20 to <25	25 to <30	30 to <35	35 to <40	40 to <45	45 to <50	50 to <55	55 to <60	60 to <65	65 to <70	70 to <75	75 to <80	80 to <85	85 to <90	90 to <95	95 to <100	100 to >105	Total Counts	Avg Speed (MPH)	85pet Speed	10MPH Pace	% in pace	# of Speeders	% Speeders	
06/02/2025	00:00	0	0	0	0	0	0	0	0	0	0	0	0	0	0	0	0	0	0	0	0	0	0	*	*	*	*	
06/02/2025	01:00	0	0	0	0	0	0	0	0	0	0	0	0	0	0	0	0	0	0	0	0	0	0	*	*	*	*	
06/02/2025	02:00	0	0	0	0	0	0	0	0	0	0	0	0	0	0	0	0	0	0	0	0	0	0	*	*	*	*	
06/02/2025	03:00	0	0	0	1	2	0	0	0	0	0	0	0	0	0	0	0	0	0	0	0	3	30.3	35	25 to 35	100.0	*	*
06/02/2025	04:00	0	0	0	2	0	0	0	0	0	0	0	0	0	0	0	0	0	0	0	0	2	27	30	20 to 30	100.0	*	*
06/02/2025	05:00	0	0	2	5	3	0	1	0	0	0	0	0	0	0	0	0	0	0	0	0	11	28.8	33.3	25 to 35	72.7	1	9.1
06/02/2025	06:00	0	3	2	6	3	2	0	0	0	0	0	0	0	0	0	0	0	0	0	0	16	26.8	35	25 to 35	56.3	2	12.5
06/02/2025	07:00	2	1	9	17	11	1	0	0	0	0	0	0	0	0	0	0	0	0	0	0	41	26.8	32.7	25 to 35	68.3	1	2.4
06/02/2025	08:00	1	4	12	31	18	3	0	0	0	0	0	0	0	0	0	0	0	0	0	0	69	27.4	33.1	25 to 35	71.0	3	4.3
06/02/2025	09:00	2	2	5	11	9	0	0	0	0	0	0	0	0	0	0	0	0	0	0	0	29	26.2	32.8	25 to 35	69.0	*	*
06/02/2025	10:00	0	3	3	12	3	2	1	0	0	0	0	0	0	0	0	0	0	0	0	0	24	27.3	33.3	20 to 30	62.5	3	12.5
06/02/2025	11:00	1	2	3	11	7	2	0	0	0	0	0	0	0	0	0	0	0	0	0	0	26	27.3	33.6	25 to 35	69.2	2	7.7
06/02/2025	12:00	0	1	8	15	7	1	2	0	0	0	0	0	0	0	0	0	0	0	0	0	34	28	33.6	20 to 30	67.6	3	8.8
06/02/2025	13:00	0	4	8	13	13	4	2	0	0	0	0	0	0	0	0	0	0	0	0	0	44	28.6	34.6	25 to 35	59.1	6	13.6
06/02/2025	14:00	3	2	2	21	12	4	2	0	0	0	0	0	0	0	0	0	0	0	0	0	46	28.5	34.6	25 to 35	71.7	6	13.0
06/02/2025	15:00	1	3	6	18	14	10	2	1	0	0	0	0	0	0	0	0	0	0	0	0	55	29.9	37.5	25 to 35	58.2	13	23.6
06/02/2025	16:00	0	1	11	25	15	5	2	1	0	0	0	0	0	0	0	0	0	0	0	0	60	29.2	34.7	25 to 35	66.7	8	13.3
06/02/2025	17:00	0	3	9	22	7	5	2	0	0	0	0	0	0	0	0	0	0	0	0	0	48	28.1	35	20 to 30	64.6	7	14.6
06/02/2025	18:00	0	2	4	11	1	5	5	0	0	0	0	0	0	0	0	0	0	0	0	0	28	30.4	41	20 to 30	53.6	10	35.7
06/02/2025	19:00	0	0	0	6	4	2	0	0	0	0	0	0	0	0	0	0	0	0	0	0	12	30.4	35	25 to 35	83.3	2	16.7
06/02/2025	20:00	0	1	2	4	3	2	0	0	0	0	0	0	0	0	0	0	0	0	0	0	12	28.3	35	25 to 35	58.3	2	16.7
06/02/2025	21:00	0	0	2	8	1	2	0	0	0	0	0	0	0	0	0	0	0	0	0	0	13	28.5	35	20 to 30	76.9	2	15.4
06/02/2025	22:00	0	0	0	1	1	1	0	0	0	0	0	0	0	0	0	0	0	0	0	0	3	32	40	25 to 35	66.7	1	33.3
06/02/2025	23:00	0	0	0	0	1	1	1	0	0	0	0	0	0	0	0	0	0	0	0	0	3	37	45	30 to 40	66.7	2	66.7
24 Hr Summary		10	32	88	240	135	52	20	2	0	0	0	0	0	0	0	0	0	0	0	0	579	28.3	34.5	25 to 35	64.8	74	12.8

Incoming Histogram

Tittleshall war memorial

from Fri-Jan-03-2025-12-00-PM to Sun-Feb-09-2025-11-59-AM

Date	Starting Hr:min	<15	15 to <20	20 to <25	25 to <30	30 to <35	35 to <40	40 to <45	45 to <50	50 to <55	55 to <60	60 to <65	65 to <70	70 to <75	75 to <80	80 to <85	85 to <90	90 to <95	95 to <100	100 to >105	Total Counts	Avg Speed (MPH)	85pet Speed	10MPH Pace	% in pace	# of Speeders	% Speeders	
07/02/2025	00:00	0	0	0	0	0	0	0	0	0	0	0	0	0	0	0	0	0	0	0	0	0	0	*	*	*	*	
07/02/2025	01:00	0	0	0	0	0	0	0	0	0	0	0	0	0	0	0	0	0	0	0	0	0	0	*	*	*	*	
07/02/2025	02:00	0	0	0	0	0	0	0	0	0	0	0	0	0	0	0	0	0	0	0	0	0	0	*	*	*	*	
07/02/2025	03:00	0	0	0	1	0	0	0	0	0	0	0	0	0	0	0	0	0	0	0	0	1	27	30	20 to 30	100.0	*	*
07/02/2025	04:00	0	0	0	1	0	1	0	0	0	0	0	0	0	0	0	0	0	0	0	0	2	32	40	20 to 30	50.0	1	50.0
07/02/2025	05:00	0	0	0	2	3	0	0	1	0	0	0	0	0	0	0	0	0	0	0	0	6	32.8	35	25 to 35	83.3	1	16.7
07/02/2025	06:00	0	1	2	6	4	1	0	0	0	0	0	0	0	0	0	0	0	0	0	0	14	27.9	33.8	25 to 35	71.4	1	7.1
07/02/2025	07:00	1	2	9	19	8	2	2	0	0	0	0	0	0	0	0	0	0	0	0	0	43	27.5	33.8	20 to 30	65.1	4	9.3
07/02/2025	08:00	1	3	11	31	15	8	3	0	0	0	0	0	0	0	0	0	0	0	0	0	72	28.7	35	25 to 35	63.9	11	15.3
07/02/2025	09:00	0	2	9	12	8	1	1	0	1	0	0	0	0	0	0	0	0	0	0	0	34	27.9	33.8	20 to 30	61.8	3	8.8
07/02/2025	10:00	1	1	4	8	8	6	1	1	0	0	0	0	0	0	0	0	0	0	0	0	30	30.2	38.3	25 to 35	53.3	8	26.7
07/02/2025	11:00	0	1	4	15	14	2	1	0	0	0	0	0	0	0	0	0	0	0	0	0	37	29.3	33.9	25 to 35	78.4	3	8.1
07/02/2025	12:00	0	1	6	21	12	3	1	0	0	0	0	0	0	0	0	0	0	0	0	0	44	28.8	33.8	25 to 35	75.0	4	9.1
07/02/2025	13:00	0	2	6	13	13	1	1	0	0	0	0	0	0	0	0	0	0	0	0	0	36	28.3	33.8	25 to 35	72.2	2	5.6
07/02/2025	14:00	0	3	6	19	7	3	1	0	0	0	0	0	0	0	0	0	0	0	0	0	39	27.8	33.6	25 to 35	66.7	4	10.3
07/02/2025	15:00	1	1	7	26	18	7	2	0	0	0	0	0	0	0	0	0	0	0	0	0	62	29.4	35	25 to 35	71.0	9	14.5
07/02/2025	16:00	0	0	9	35	14	6	3	0	0	0	0	0	0	0	0	0	0	0	0	0	67	29.3	34.6	25 to 35	73.1	9	13.4
07/02/2025	17:00	1	1	1	12	10	4	3	0	0	0	0	0	0	0	0	0	0	0	0	0	32	30.6	37.5	25 to 35	68.8	7	21.9
07/02/2025	18:00	0	1	5	10	15	6	3	1	0	0	0	0	0	0	0	0	0	0	0	0	41	31.3	38.3	25 to 35	61.0	10	24.4
07/02/2025	19:00	0	1	3	5	2	2	0	0	0	0	0	0	0	0	0	0	0	0	0	0	13	27.5	35	20 to 30	61.5	2	15.4
07/02/2025	20:00	0	0	1	1	1	1	0	0	0	0	0	0	0	0	0	0	0	0	0	0	4	29.5	35	20 to 30	50.0	1	25.0
07/02/2025	21:00	0	2	5	5	1	1	0	0	0	0	0	0	0	0	0	0	0	0	0	0	14	24.9	30	20 to 30	71.4	1	7.1
07/02/2025	22:00	0	0	0	2	0	1	1	0	0	0	0	0	0	0	0	0	0	0	0	0	4	33.3	40	20 to 30	50.0	2	50.0
07/02/2025	23:00	0	0	0	1	0	0	0	1	0	0	0	0	0	0	0	0	0	0	0	0	2	37	50	20 to 30	50.0	1	50.0
24 Hr Summary		5	22	88	245	153	56	23	4	1	0	0	0	0	0	0	0	0	0	0	0	597	29	34.8	25 to 35	66.7	84	14.1

Incoming Histogram

Tittleshall war memorial

from Fri-Jan-03-2025-12-00-PM to Sun-Feb-09-2025-11-59-AM

Date	Starting Hr:min	<15	15 to <20	20 to <25	25 to <30	30 to <35	35 to <40	40 to <45	45 to <50	50 to <55	55 to <60	60 to <65	65 to <70	70 to <75	75 to <80	80 to <85	85 to <90	90 to <95	95 to <100	100 to >105	Total Counts	Avg Speed (MPH)	85pet Speed	10MPH Pace	% in pace	# of Speeders	% Speeders	
08/02/2025	00:00	0	0	0	0	1	0	1	0	0	0	0	0	0	0	0	0	0	0	0	0	2	37	45	25 to 35	50.0	1	50.0
08/02/2025	01:00	0	0	0	0	0	0	0	0	0	0	0	0	0	0	0	0	0	0	0	0	0	0	0	*	*	*	*
08/02/2025	02:00	0	0	0	0	0	0	0	0	0	0	0	0	0	0	0	0	0	0	0	0	0	0	0	*	*	*	*
08/02/2025	03:00	0	0	0	1	0	0	0	0	0	0	0	0	0	0	0	0	0	0	0	0	1	27	30	20 to 30	100.0	*	*
08/02/2025	04:00	0	0	0	1	0	0	0	0	0	0	0	0	0	0	0	0	0	0	0	0	1	27	30	20 to 30	100.0	*	*
08/02/2025	05:00	0	0	0	0	0	0	0	1	0	0	0	0	0	0	0	0	0	0	0	0	1	47	50	40 to 50	100.0	1	100.0
08/02/2025	06:00	0	0	2	3	2	2	0	0	0	0	0	0	0	0	0	0	0	0	0	0	9	29.2	37.5	20 to 30	55.6	2	22.2
08/02/2025	07:00	0	0	1	5	3	1	0	1	0	0	0	0	0	0	0	0	0	0	0	0	11	30.7	35	25 to 35	72.7	2	18.2
08/02/2025	08:00	0	1	7	4	6	1	1	0	0	0	0	0	0	0	0	0	0	0	0	0	20	27.7	34.2	20 to 30	55.0	2	10.0
08/02/2025	09:00	0	0	12	17	8	6	0	0	0	0	0	0	0	0	0	0	0	0	0	0	43	28.2	35	20 to 30	67.4	6	14.0
08/02/2025	10:00	0	1	2	13	8	1	0	0	0	0	0	0	0	0	0	0	0	0	0	0	25	28.4	33.1	25 to 35	84.0	1	4.0
08/02/2025	11:00	1	2	5	13	11	2	1	1	0	0	0	0	0	0	0	0	0	0	0	0	36	28.6	34.5	25 to 35	66.7	4	11.1
08/02/2025	12:00	3	2	6	17	4	3	2	0	0	0	0	0	0	0	0	0	0	0	0	0	37	26.7	33.8	20 to 30	62.2	5	13.5
08/02/2025	13:00	0	1	4	10	11	2	3	0	0	0	0	0	0	0	0	0	0	0	0	0	31	30.2	35	25 to 35	67.7	5	16.1
08/02/2025	14:00	0	3	2	16	10	5	0	0	0	0	0	0	0	0	0	0	0	0	0	0	36	29	35	25 to 35	72.2	5	13.9
08/02/2025	15:00	0	1	5	9	4	3	0	1	0	0	0	0	0	0	0	0	0	0	0	0	23	28.7	36.7	20 to 30	60.9	4	17.4
08/02/2025	16:00	0	0	2	5	9	1	2	0	0	0	0	0	0	0	0	0	0	0	0	0	19	31.1	35	25 to 35	73.7	3	15.8
08/02/2025	17:00	1	2	4	5	9	3	1	0	0	0	0	0	0	0	0	0	0	0	0	0	25	28.5	35	25 to 35	56.0	4	16.0
08/02/2025	18:00	0	3	6	10	2	2	3	1	0	0	0	0	0	0	0	0	0	0	0	0	27	28.5	40	20 to 30	59.3	6	22.2
08/02/2025	19:00	0	0	0	6	3	2	1	0	0	0	0	0	0	0	0	0	0	0	0	0	12	31.3	37.5	25 to 35	75.0	3	25.0
08/02/2025	20:00	0	0	1	1	1	1	0	0	0	0	0	0	0	0	0	0	0	0	0	0	4	29.5	35	20 to 30	50.0	1	25.0
08/02/2025	21:00	0	0	0	3	3	2	0	0	0	0	0	0	0	0	0	0	0	0	0	0	8	31.5	37.5	25 to 35	75.0	2	25.0
08/02/2025	22:00	0	0	3	2	3	0	1	0	0	0	0	0	0	0	0	0	0	0	0	0	9	28.8	35	20 to 30	55.6	1	11.1
08/02/2025	23:00	1	0	2	1	1	2	0	0	0	0	0	0	0	0	0	0	0	0	0	0	7	27.1	37.5	20 to 30	42.9	2	28.6
24 Hr Summary		6	16	64	142	99	39	16	5	0	0	0	0	0	0	0	0	0	0	0	0	387	28.9	35.3	25 to 35	62.3	60	15.5

Incoming Histogram

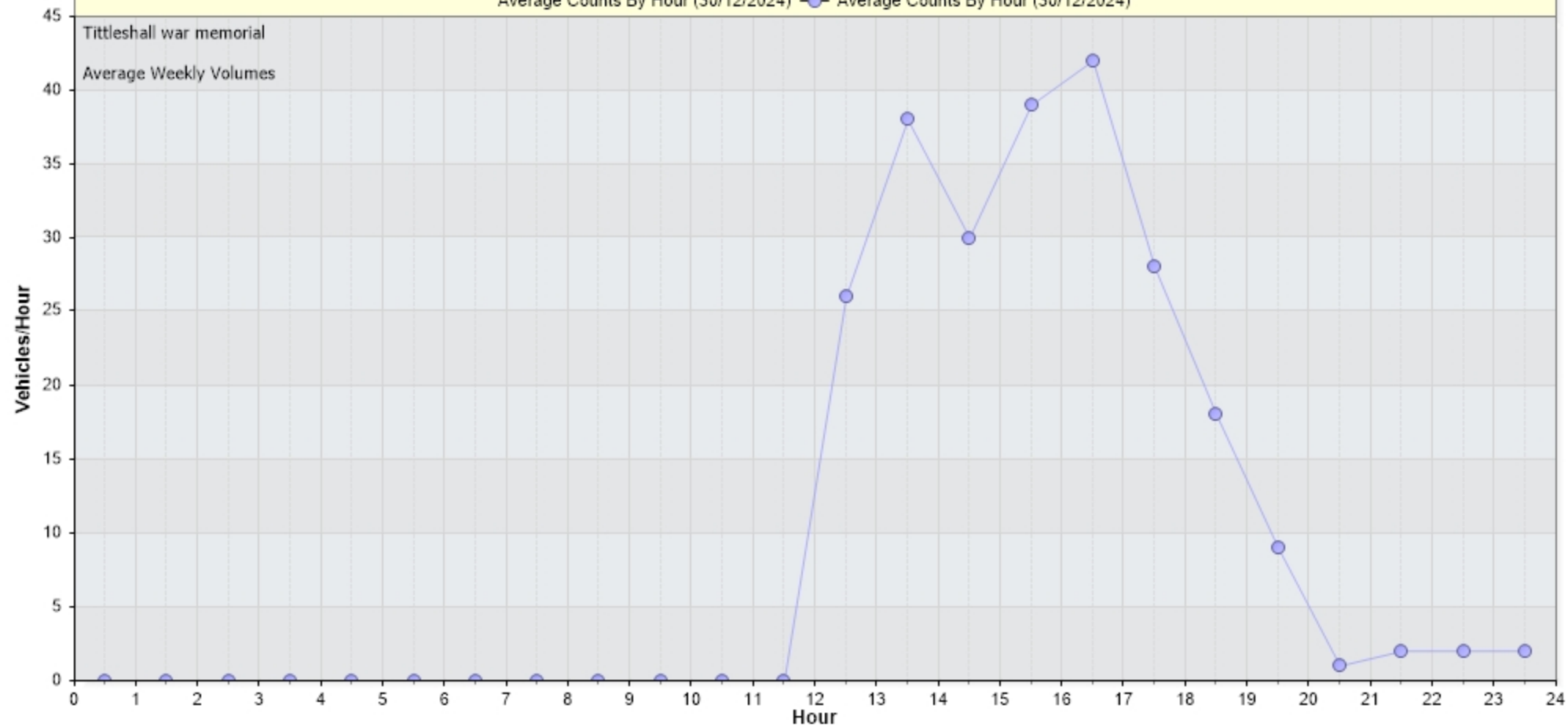
Tittleshall war memorial

from Fri-Jan-03-2025-12-00-PM to Sun-Feb-09-2025-11-59-AM

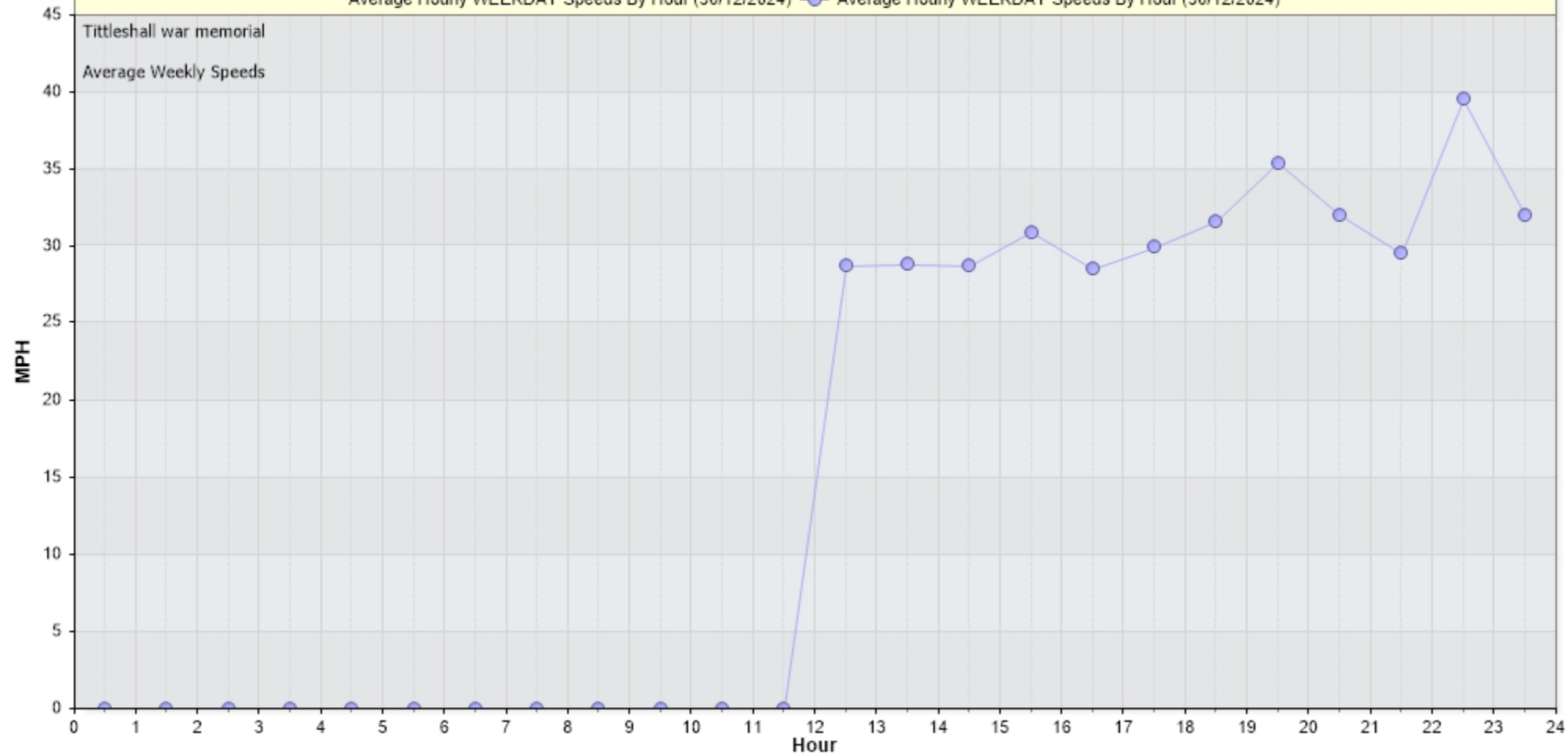
Date	Starting Hr:min	<15	15 to <20	20 to <25	25 to <30	30 to <35	35 to <40	40 to <45	45 to <50	50 to <55	55 to <60	60 to <65	65 to <70	70 to <75	75 to <80	80 to <85	85 to <90	90 to <95	95 to <100	100 to >105	Total Counts	Avg Speed (MPH)	85pet Speed	10MPH Pace	% in pace	# of Speeders	% Speeders		
09/02/2025	00:00	0	0	0	1	1	0	0	0	0	0	0	0	0	0	0	0	0	0	0	0	2	29.5	35	25 to 35	100.0	*	*	
09/02/2025	01:00	0	0	0	0	0	0	1	0	0	0	0	0	0	0	0	0	0	0	0	0	1	42	45	35 to 45	100.0	1	100.0	
09/02/2025	02:00	0	0	0	0	0	0	0	0	0	0	0	0	0	0	0	0	0	0	0	0	0	0	0	*	*	*	*	
09/02/2025	03:00	0	0	0	0	0	1	0	0	0	0	0	0	0	0	0	0	0	0	0	0	1	37	40	30 to 40	100.0	1	100.0	
09/02/2025	04:00	0	0	1	1	0	0	0	0	0	0	0	0	0	0	0	0	0	0	0	0	2	24.5	30	20 to 30	100.0	*	*	
09/02/2025	05:00	0	0	0	1	1	0	0	0	0	0	0	0	0	0	0	0	0	0	0	0	2	29.5	35	25 to 35	100.0	*	*	
09/02/2025	06:00	0	0	0	1	1	0	0	0	0	0	0	0	0	0	0	0	0	0	0	0	2	29.5	35	25 to 35	100.0	*	*	
09/02/2025	07:00	0	0	1	4	3	0	0	0	0	0	0	0	0	0	0	0	0	0	0	0	8	28.4	33.3	25 to 35	87.5	*	*	
09/02/2025	08:00	0	0	3	11	2	1	1	1	0	0	0	0	0	0	0	0	0	0	0	0	19	29.2	35	20 to 30	73.7	3	15.8	
09/02/2025	09:00	0	2	9	16	6	2	2	1	0	0	0	0	0	0	0	0	0	0	0	0	38	28.2	34.2	20 to 30	65.8	5	13.2	
09/02/2025	10:00	0	1	2	17	3	4	0	0	1	0	0	0	0	0	0	0	0	0	0	0	28	29.3	36.2	25 to 35	71.4	5	17.9	
09/02/2025	11:00	0	0	5	7	1	3	0	0	0	0	0	0	0	0	0	0	0	0	0	0	16	27.9	36.7	20 to 30	75.0	3	18.8	
09/02/2025	12:00	*	*	*	*	*	*	*	*	*	*	*	*	*	*	*	*	*	*	*	*	*	*	*	*	*	*	*	*
09/02/2025	13:00	*	*	*	*	*	*	*	*	*	*	*	*	*	*	*	*	*	*	*	*	*	*	*	*	*	*	*	*
09/02/2025	14:00	*	*	*	*	*	*	*	*	*	*	*	*	*	*	*	*	*	*	*	*	*	*	*	*	*	*	*	*
09/02/2025	15:00	*	*	*	*	*	*	*	*	*	*	*	*	*	*	*	*	*	*	*	*	*	*	*	*	*	*	*	*
09/02/2025	16:00	*	*	*	*	*	*	*	*	*	*	*	*	*	*	*	*	*	*	*	*	*	*	*	*	*	*	*	*
09/02/2025	17:00	*	*	*	*	*	*	*	*	*	*	*	*	*	*	*	*	*	*	*	*	*	*	*	*	*	*	*	*
09/02/2025	18:00	*	*	*	*	*	*	*	*	*	*	*	*	*	*	*	*	*	*	*	*	*	*	*	*	*	*	*	*
09/02/2025	19:00	*	*	*	*	*	*	*	*	*	*	*	*	*	*	*	*	*	*	*	*	*	*	*	*	*	*	*	*
09/02/2025	20:00	*	*	*	*	*	*	*	*	*	*	*	*	*	*	*	*	*	*	*	*	*	*	*	*	*	*	*	*
09/02/2025	21:00	*	*	*	*	*	*	*	*	*	*	*	*	*	*	*	*	*	*	*	*	*	*	*	*	*	*	*	*
09/02/2025	22:00	*	*	*	*	*	*	*	*	*	*	*	*	*	*	*	*	*	*	*	*	*	*	*	*	*	*	*	*
09/02/2025	23:00	*	*	*	*	*	*	*	*	*	*	*	*	*	*	*	*	*	*	*	*	*	*	*	*	*	*	*	*
24 Hr Summary		0	3	21	59	18	11	4	2	1	0	0	0	0	0	0	0	0	0	0	0	119	28.8	35	20 to 30	67.2	18	15.1	

### Incoming: Average Hourly Volume for Week of 30/12/2024

Average Counts By Hour (30/12/2024) — Average Counts By Hour (30/12/2024)



Incoming:Average Hourly WEEKDAY Speeds for Week of 30/12/2024  
Average Hourly WEEKDAY Speeds By Hour (30/12/2024) —●— Average Hourly WEEKDAY Speeds By Hour (30/12/2024)





# Incoming:Daily Volume for Week of 30/12/2024

Daily Vehicle Counts



Daily Vehicle Counts

Vehicles

350  
300  
250  
200  
150  
100  
50  
0

Monday

Tuesday

Wednesday

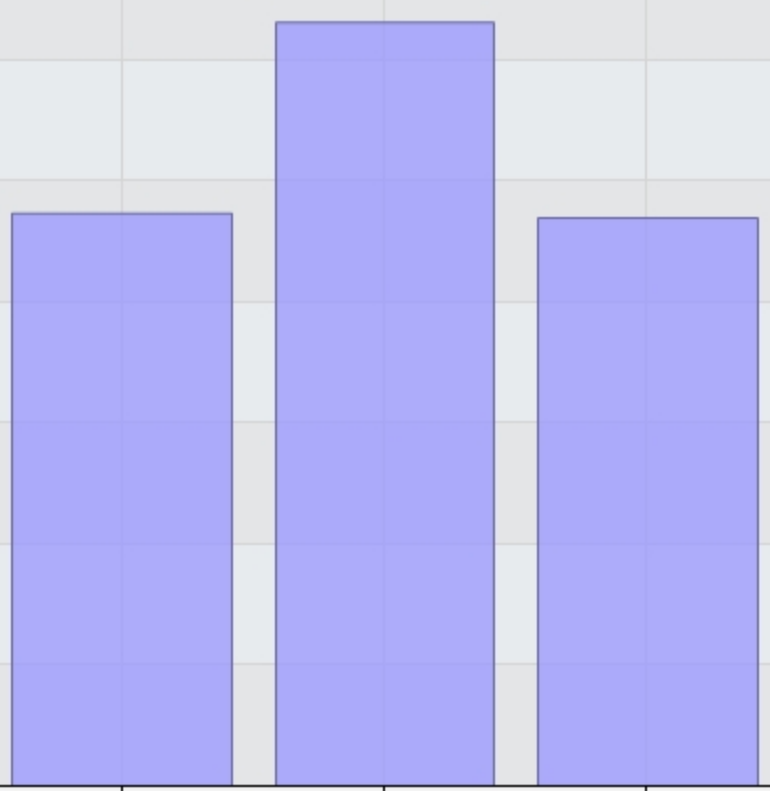
Thursday  
Day

Friday

Saturday

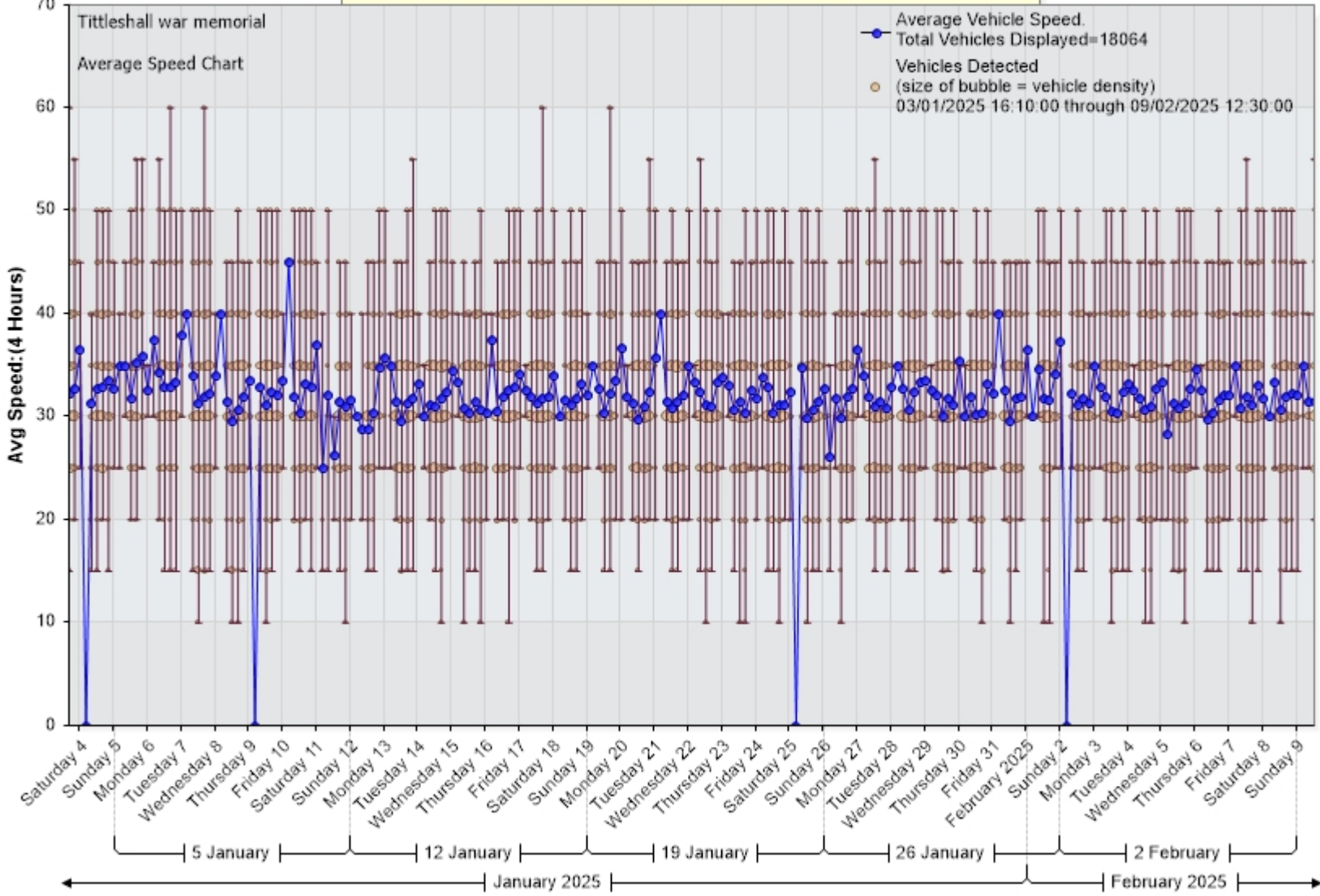
Sunday

Tittleshall war memorial  
Daily Volumes



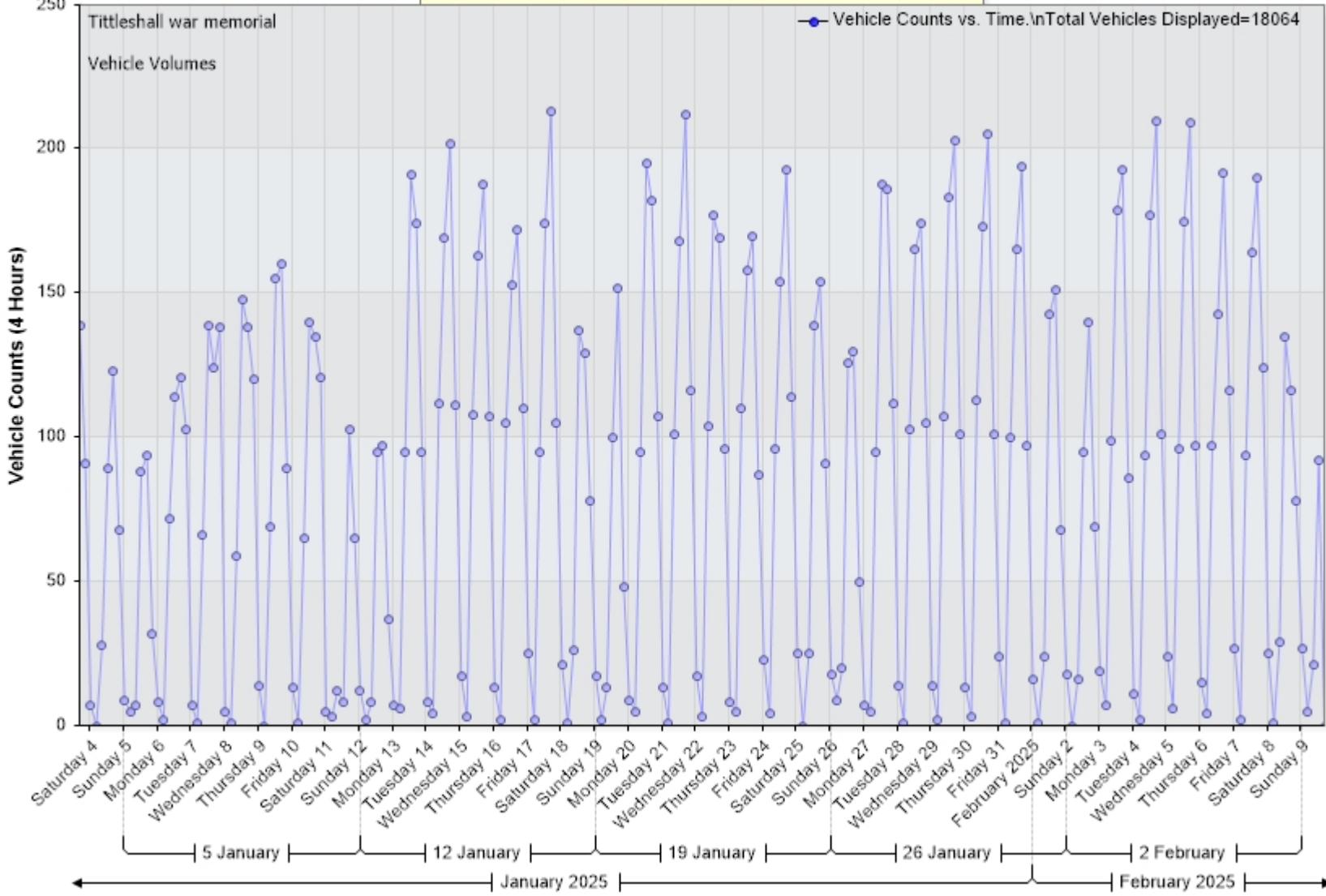
Zoom help

### Average Vehicle Speed (MPH) vs. Time [Tittleshall war memorial:Incoming]



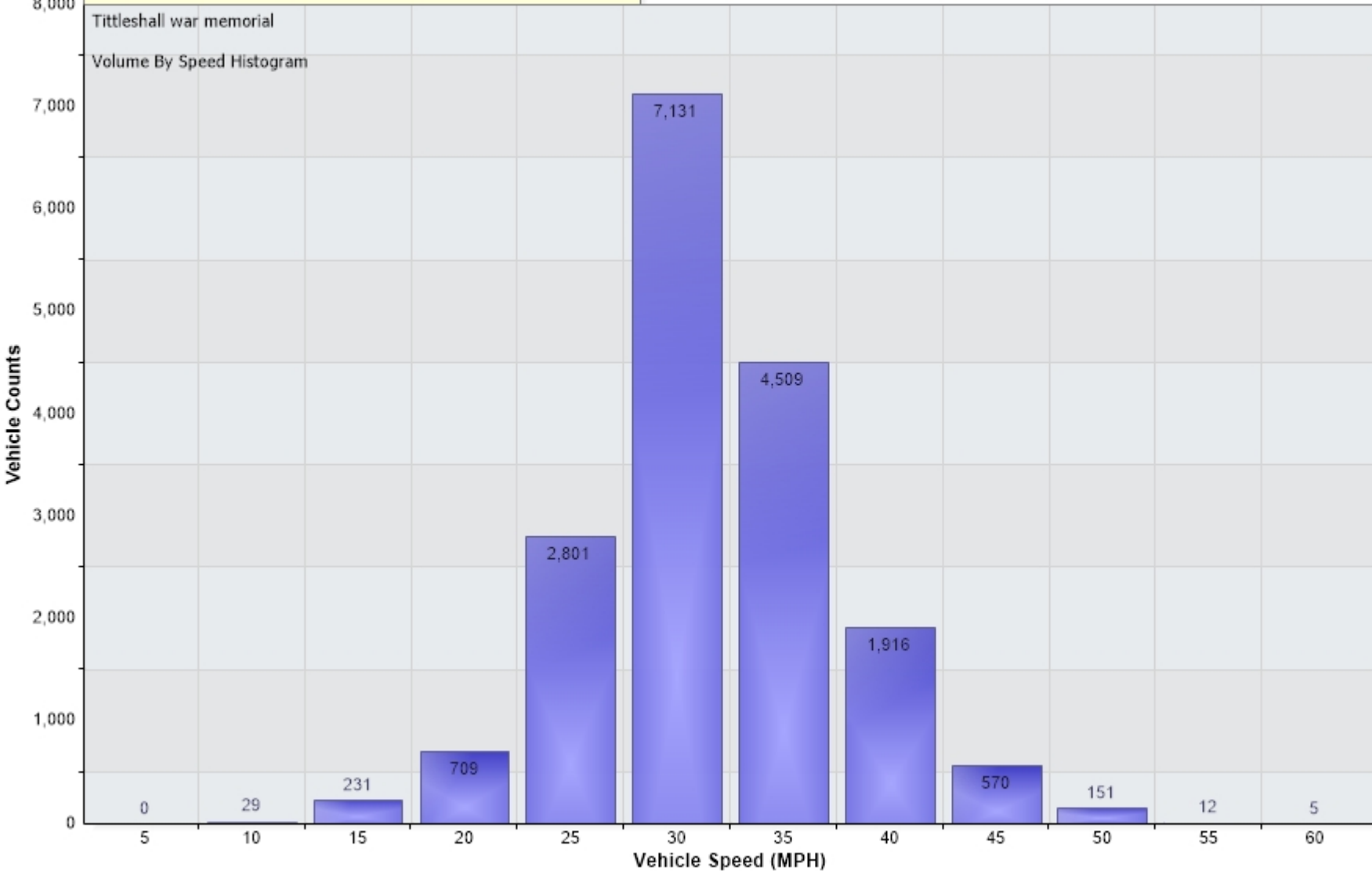
Zoom help

### Vehicle Counts vs. Time [Tittleshall war memorial: Incoming]



Vehicle Counts Vs. Speed [Tittleshall war memorial: Incoming]

18,064 Counts



Percentile Counts Vs. Speed for [Tittleshall war memorial: Incoming]

Tittleshall war memorial  
85th Pct Speed=34.9 MPH  
Vehicles in data=18064  
03/01/2025 12:00:00 to 09/02/2025 11:59:59

Percentile Counts

